


KING TONY


KING TONY


KING TONY


KING TONY


KING TONY



KING TONY

THE BRAND YOU TRUST FOR LIFE

AUTHORISED DISTRIBUTOR :

UFS
A COMPLETE TOOLS SOLUTION

UnikTORKTM

Unique Industrial Product Suppliers

#110, Broadway, Chennai-108.

email : unqman_99@yahoo.com web : www.toolsunique.com

Tel : 25389458 / 25394599 Fax : +91 44 25396954

Standard Socket

☛ **Chrome Vanadium, alloy steel, polished chrome plated**

2335 M

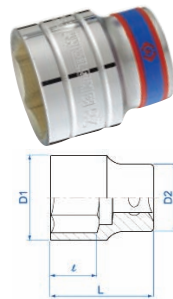
- ☛ 1/4" drive
- ☛ 6 points
- ☛ Metric size
- ☛ Thin walled design on square driving side
- ☛ DIN 3124, ISO 2725-1



Reference	Dim(mm)	D1(mm)	D2(mm)	L(mm)	L(mm)	Wt.(g)	BOX/CTN
233504M	4	6.8	11.8	4	24	10	20 / 600
233505M	5	8	11.8	6	24	11	20 / 600
233506M	6	9.2	11.8	7	24	11	20 / 600
233507M	7	10.3	11.8	7	24	11	20 / 600
233508M	8	11.4	11.8	8	24	11	20 / 600
233509M	9	12.8	12	8	24	15	20 / 600
233510M	10	14.3	13	9	24	14	12 / 360
233511M	11	15.8	14.2	9	24	20	12 / 360
233512M	12	16.8	15.5	9	24	22	12 / 360
233513M	13	17.8	16.5	9	24	24	12 / 360
233514M	14	19.6	18.5	9	24	30	10 / 300
233532M	3.2	5.7	11.8	3.5	24	9	20 / 600
233545M	4.5	7.4	11.8	5	24	10	20 / 600
233555M	5.5	8.7	11.8	6	24	11	20 / 600

4335 M

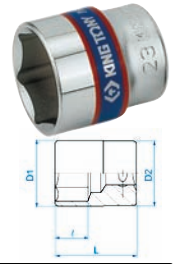
- ☛ 1/2" drive
- ☛ 6 points
- ☛ Metric size
- ☛ Thin walled design on square driving side
- ☛ DIN 3124, ISO 2725-1



Reference	Dim(mm)	D1(mm)	D2(mm)	L(mm)	L(mm)	Wt.(g)	BOX/CTN
433506M	6	12	23.3	7	38	105	10 / 200
433507M	7	12.6	23.3	7	38	102	10 / 200
433508M	8	13.2	23.3	7	38	61	10 / 200
433509M	9	14	23.3	7	38	59	10 / 200
433510M	10	15	23.3	8	38	60	10 / 200
433511M	11	16.4	23.3	8	38	60	10 / 200
433512M	12	17.8	23.3	9	38	61	10 / 200
433513M	13	19	23.3	10	38	63	10 / 200
433514M	14	20.4	23.3	11	38	63	10 / 200
433515M	15	21.6	23.3	11	38	66	10 / 200
433516M	16	22.9	23.8	11	38	64	10 / 200
433517M	17	24	23	12	38	68	10 / 200
433518M	18	25.2	23	13	38	75	10 / 200
433519M	19	26.6	23	13	38	86	10 / 160
433520M	20	27.9	23	13	38	95	10 / 160
433521M	21	28.9	23	14	38	97	10 / 160
433522M	22	30.2	24	15	40	105	10 / 160
433523M	23	31.2	25	15	40	118	8 / 160
433524M	24	32.1	26	17	42	138	8 / 160
433525M	25	33.4	27	17	42	141	8 / 160
433526M	26	35	28	17	42	158	6 / 120
433527M	27	36.6	28	19	42	161	6 / 120
433528M	28	37.8	30	20	42	162	6 / 120
433529M	29	39	30	21	44	199	6 / 120
433530M	30	40	29.5	21	44	214	6 / 120
433532M	32	42.5	30	23	44	236	6 / 120
433533M	33	43	30	24	46	227	35217
433534M	34	45	30	24	46	231	35217
433536M	36	47	33	24	46	248	35217
433538M	38	49	34	25	50	241	22068
433539M	39	50	34	25	50	240	22068
433541M	41	53	36	27	53	284	22068
433546M	46	59	40	30	58	500	11780

3335 M

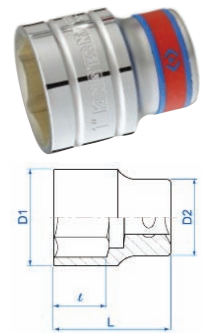
- ☛ 3/8" drive
- ☛ 6 points
- ☛ Metric size
- ☛ Thin walled design on square driving side
- ☛ DIN 3124, ISO 2725-1



Reference	Dim(mm)	D1(mm)	D2(mm)	L(mm)	L(mm)	Wt.(g)	BOX/CTN
333506M	6	9.8	17.8	7	27	24	12 / 360
333507M	7	10.8	17.8	7	27	24	12 / 360
333508M	8	12	17.8	7	27	25	12 / 360
333509M	9	13.2	17.8	7	27	25	12 / 360
333510M	10	14.5	17.8	9	27	26	12 / 360
333511M	11	15.8	17.8	9	27	27	12 / 360
333512M	12	16.8	17.8	9	27	27	12 / 360
333513M	13	17.8	16.8	9	27	30	12 / 360
333514M	14	19.6	17.5	11	29	33	10 / 300
333515M	15	20.8	18	11	29	40	10 / 300
333516M	16	21.8	19	11	29	39	10 / 300
333517M	17	23.4	20	11	29	52	10 / 200
333518M	18	24.7	21	13	29	58	10 / 200
333519M	19	25.8	22	13	29	62	10 / 200
333520M	20	27.1	24	13	32	73	10 / 160
333521M	21	27.8	24	13	32	82	10 / 160
333522M	22	29.7	26	15	32	87	10 / 160
333523M	23	29.6	26	15	32	80	10 / 160
333524M	24	21.8	26	17	32	78	8 / 160

4335 S

- ☛ 1/2" drive
- ☛ 6 points
- ☛ Metric size
- ☛ Thin walled design on square driving side
- ☛ ANSI/ASME B107-1



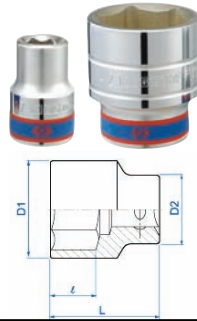
Reference	Dim(mm)	D1(mm)	D2(mm)	L(mm)	L(mm)	Wt.(g)	BOX/CTN
433510S	5/16	13.2	21.8	7	38	60	10 / 200
433512S	3/8	15	21.8	7	38	58	10 / 200
433514S	7/16	16.4	23.3	8	38	60	10 / 200
433515S	15/32	18	23.3	8	38	63	10 / 200
433516S	1/2	19	23.3	10	38	61	10 / 200
433518S	9/16	20.4	23.3	11	38	61	10 / 200
433519S	19/32	21.6	23.3	11	38	65	10 / 200
433520S	5/8	22.9	24	11	38	60	10 / 200
433522S	11/16	24	23.2	12	38	67	10 / 200
433524S	3/4	26.8	23.2	13	38	87	10 / 160
433525S	25/32	28	23.2	13	38	96	10 / 160
433526S	13/16	28.6	23.2	13	38	91	10 / 160
433528S	7/8	30.2	24	15	40	102	10 / 160
433530S	15/16	32.6	26	17	42	118	8 / 160
433532S	1	34.8	26.8	17	42	143	8 / 160
433534S	1-1/16	36.6	28	19	42	167	6 / 120
433536S	1-1/8	39	30	21	44	163	6 / 120
433538S	1-3/16	40	29.5	21	44	214	6 / 120
433540S	1-1/4	42.5		23	44	226	6 / 120

Standard Socket

☛ **Chrome Vanadium, alloy steel, polished chrome plated**

6335 M

- ☛ 3/4" drive
- ☛ 6 points
- ☛ Metric size
- ☛ Thin walled design on square driving side
- ☛ DIN 3124, ISO 2725-1



Reference	Dim(mm)	D1(mm)	D2(mm)	L(mm)	L(mm)	Wt.(g)	BOX/CTN
633517M	17	26	32.7	14	51	187	8/96
633518M	18	28	32.7	14	51	196	8/96
633519M	19	30	32.7	14	51	207	8/96
633520M	20	31	32.7	16	51	209	8/96
633521M	21	32	32.7	16	51	210	8/96
633522M	22	33	35.7	16	51	209	8/96
633523M	23	34	35.7	16	51	216	8/96
633524M	24	35	35.7	17	51	219	8/96
633525M	25	35	35.7	17	52	240	8/96
633526M	26	35.7	35	17	52	243	8/96
633527M	27	38	36	19	52	238	8/96
633528M	28	39	36	19	52	233	8/96
633529M	29	40	38	19	52	261	8/96
633530M	30	42	38	21	54	295	6/48
633531M	31	43	38	23	55	305	6/48
633532M	32	44	38	23	56	317	6/48
633533M	33	46	39	23	56	351	6/48
633534M	34	47	42	24	57	400	6/48
633535M	35	48	42	25	58	406	6/36
633536M	36	50	42	25	58	434	6/36
633537M	37	51	45	25	59	485	6/36
633538M	38	52	45	27	60	497	6/36
633539M	39	53	45	28	61	520	4/32
633540M	40	54	45	28	62	540	4/32
633541M	41	56	45	29	64	581	4/32
633542M	42	57	45	29	64	591	4/32
633543M	43	58	45	29	65	620	4/32
633544M	44	60	48	31	66	695	4/32
633545M	45	61	48	33	67	715	4/32
633546M	46	62	48	33	68	724	4/32
633547M	47	63	48	33	69	755	4/32
633548M	48	64	48	34	70	775	2/24
633549M	49	66	48	34	70	810	2/24
633550M	50	68	48	34	72	889	2/24
633551M	51	69	50	35	73	895	1/20
633552M	52	69	50	35	73	905	1/20
633553M	53	70	50	35	74	975	1/20
633554M	54	72	50	35	75	1010	1/20
633555M	55	74	50	37	76	1095	1/20
633556M	56	75	50	37	76	1145	1/20
633557M	57	76	50	37	76	1195	1/20
633558M	58	78	50	37	78	1225	1/20
633559M	59	78	50	37	78	1250	1/20
633560M	60	80	50	40	78	1275	1/20
633563M	63	83	55	40	81	1390	1/12
633565M	65	85	58	43	83	1510	1/12
633570M	70	92	58	46	88	1805	1/12

Star Socket

☛ **Chrome Vanadium, alloy steel, polished chrome plated**

2375 M

- ☛ 1/4" drive
- ☛ For torx external screws
- ☛ DIN 3120



Reference	Dim(mm)	D1(mm)	D2(mm)	L(mm)	L(mm)	Wt.(g)	BOX/CTN
237504M	E4	6	11.8	3.6	24	15	20 / 360
237505M	E5	7	11.8	4	24	16	20 / 360
237506M	E6	8	11.8	6	24	16	20 / 360
237507M	E7	8.5	11.8	7	24	17	20 / 360
237508M	E8	9.8	11.8	8	24	20	20 / 360

3375 M

- ☛ 3/8" drive
- ☛ For torx external screws
- ☛ DIN 3120



Reference	Dim(mm)	D1(mm)	D2(mm)	L(mm)	L(mm)	Wt.(g)	BOX/CTN
337504M	E4	6	16.8	3.6	28	18	12 / 360
337505M	E5	7	16.8	4	28	19	12 / 360
337506M	E6	8	16.8	5	28	20	12 / 360
337507M	E7	8.9	16.8	6	28	21	12 / 360
337508M	E8	10	16.8	6.5	28	21	12 / 360
337510M	E10	12	16.8	7	28	22	12 / 360
337511M	E11	12.8	16.8	8	28	23	12 / 360
337512M	E12	14.3	16.8	9	28	25	12 / 360
337514M	E14	15.9	17.8	9.5	28	29	12 / 360
337516M	E16	18	19.8	10.5	28	39	10 / 300
337518M	E18	20	21.8	11	28	50	10 / 300

4375 M

- ☛ 1/2" drive
- ☛ For torx external screws
- ☛ DIN 3120



Reference	Dim(mm)	D1(mm)	D2(mm)	L(mm)	L(mm)	Wt.(g)	BOX/CTN
437510M	E10	13.2	23.8	9.32	37	60	10 / 200
437512M	E12	15	23.8	11.32	37	62	10 / 200
437514M	E14	16.4	23.8	12.8	37	64	10 / 200
437516M	E16	18.8	23.8	14.65	37	68	10 / 200
437518M	E18	20.5	23.8	16.55	39	72	10 / 200
437520M	E20	22.8	23.8	18.34	39	74	10 / 200
437522M	E22	24.6	23.8	20.17	39	75	10 / 200
437524M	E24	26.5	23.8	22.01	39	83	10 / 160

Socket Set

2519 MR SR

- ☛ 18 PC. 1/4" drive socket wrench set




Reference	Wt.(g)	BOX/CTN	Metal case size (mm)
2519MR	0.92	20	198 x 105 x 32 (0.023 cuft)

Deep Socket

Chrome Vanadium, alloy steel, polished chrome plated

4235 M

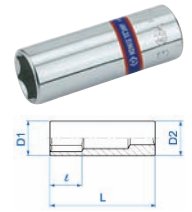
- 1/2" drive
- 6 points
- Metric size
- Thin walled design on square driving side
- DIN 3124, ISO 2725-1



Reference	Dim(mm)	D1(mm)	D2(mm)	L(mm)	L1(mm)	Wt.(g)	BOX/CTN
423508M	8	13.2	22	9.27	77	113	6 / 120
423509M	9	14	22	10.43	77	114	6 / 120
423510M	10	15.2	23.7	11.59	77	116	6 / 120
423511M	11	16.3	23.7	12.75	77	118	6 / 120
423512M	12	17.7	23.7	13.9	77	125	6 / 120
423513M	13	18.7	23.7	15.06	77	124	6 / 120
423514M	14	20.2	23.7	16.22	77	127	6 / 120
423515M	15	21.3	23.7	17.38	77	140	6 / 120
423516M	16	22.6	23.7	18.53	77	139	35217
423517M	17	23.7	23.2	19.69	77	132	35217
423518M	18	25.5	23.2	20.84	77	136	35217
423519M	19	26.7	23.2	22.01	77	151	35217
423520M	20	27.7	24	23.16	77	194	35217
423521M	21	28.7	25	24.32	77	163	35217
423522M	22	29.8	26	25.47	77	166	35217
423523M	23	31.5	27.5	26.63	77	208	22037
423524M	24	31.8	28.5	27.78	77	212	22037
423525M	25	33.8	29.5	28.94	77	224	22037
423526M	26	34.8	30.5	30.11	77	244	22037
423527M	27	36.6	31.5	31.27	77	270	22037
423528M	28	37.8	32.5	32.42	77	312	18384
423529M	29	38.8	33.5	33.58	77	309	18384
423530M	30	39.8	34.5	34.73	77	307	18384
423532M	32	41.8	36.5	37.04	77	334	18384
423533M	33	43.8	38.5	38.22	77	346	17624
423536M	36	46.8	40.5	41.68	77	410	11018
423538M	38	49	40.5	43.99	77	490	45323
423541M	41	53	40.5	47.46	77	530	45323

2235 M


- 1/4" drive
- 6 points
- Metric size
- DIN 3124, ISO 2725-1



Reference	Dim(mm)	D1(mm)	D2(mm)	L(mm)	L1(mm)	Wt.(g)	BOX/CTN
223504M	4	6.8	11.8	6	50	20	30 / 480
223505M	5	8	11.8	7	50	21	30 / 480
223506M	6	9.2	11.8	9	50	23	30 / 480
223507M	7	10.3	11.8	15	50	23	30 / 480
223508M	8	11.8	11.8	15	50	24	30 / 480
223509M	9	13	13	15	50	29	16 / 256
223510M	10	14.5	14.5	15	50	38	16 / 256
223511M	11	15.8	15.8	21	50	44	14 / 224
223512M	12	16.8	16.8	21	50	53	14 / 224
223513M	13	17.8	17.8	21	50	51	16 / 320
223514M	14	19.8	19.8	21	50	68	14 / 280
223545M	4.5	7.4	11.8	7	50	21	30 / 480
223555M	5.5	8.7	11.8	9	50	21	30 / 480

3235 M

- 3/8" drive
- 6 points
- Metric size
- Thin walled design on square driving side
- DIN 3124, ISO 2725-1



Reference	Dim(mm)	D1(mm)	D2(mm)	L(mm)	L1(mm)	Wt.(g)	BOX/CTN
323507M	7	10.8	17.2	10	63	52	20 / 320
323508M	8	12	17.8	12	63	52	18 / 288
323509M	9	13.2	17.8	12	63	56	18 / 288
323510M	10	14.5	17.8	12	63	60	15 / 240
323511M	11	15.8	17.8	15	63	68	15 / 240
323512M	12	16.8	17.8	15	63	68	15 / 240
323513M	13	17.8	16.8	15	63	64	15 / 240
323514M	14	19.7	17.5	16	63	72	12 / 192
323515M	15	20.8	18	18	63	88	10 / 160
323516M	16	21.8	19	18	63	88	8 / 128
323517M	17	23.5	20	18	63	112	8 / 128
323518M	18	24.7	21	20	63	126	6 / 96
323519M	19	25.8	21	20	63	124	6 / 96
323521M	21	27.8	23	20	63	126	6 / 96
323522M	22	29.7	25	20	63	128	6 / 96
323524M	24	31.8	25	25	63	155	6 / 96

Impact Bit Socket

- Material chrome molybdenum alloy steel
- Finish with phosphate sunk

3055 M

- 3/8" drive
- For hexagonal head screws
- DIN 3121



Reference	Size (mm)	L(mm)	Max Torq (Nm)	Wt.(g)	BOX/CTN
305504M	4	55	20.8	35	12 / 360
305505M	5	55	36	38	12 / 360
305506M	6	55	62.4	40	12 / 360
305508M	8	55	144	45	12 / 360
305510M	10	55	264	50	12 / 360
305512M	12	55	420	60	12 / 360

4055 M

- 1/2" drive
- For hexagonal head screws
- DIN 3121

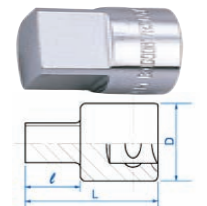


Reference	Size (mm)	L(mm)	Max Torq (Nm)	Wt.(g)	BOX/CTN
405504M	4	60	20.8	72	10 / 180
405505M	5	60	36	73	10 / 180
405506M	6	60	62.4	74	10 / 180
405507M	7	60	93.6	76	10 / 180
405508M	8	60	144	85	10 / 180
405510M	10	60	264	95	10 / 180
405512M	12	60	420	105	10 / 180
405513M	13	60	518	115	10 / 180
405514M	14	60	650	125	10 / 180

Square Socket

4014 M

- 1/2" drive square sockets
- 4 ball retaining grooves
- Chrome vanadium steel
- Polished chrome plated
- DIN 3120



Reference	Size (mm)	D (mm)	l (mm)	L (mm)	Wt.(g)	BOX/CTN
401408M	8	23.5	13.5	35	60	10 / 200
401409M	9.5	23.5	13.5	35	68	10 / 200
401410M	10	23.5	13.5	35	72	10 / 200
401411M	10.5	23.5	13.5	35	78	10 / 200
401412M	12	23.5	13.5	35	90	10 / 200
401413M	12.7	23.5	13.5	35	97	10 / 200
401414M	13.5	23.5	13.5	35	106	10 / 200
401419M	19	25	15.5	40	130	10 / 160

Bit Socket

- ☞ **Chrome Vanadium, alloy steel, polished chrome plated**
- ☞ **Bit made from silicon alloy steel (S2)**

2031

- ☞ **1/4" drive bit socket**
- ☞ **Philips Head**
- ☞ **DIN ISO 8764-1**



Reference	No	L(mm)	Wt.(g)	BOX/CTN
203101	1	37	14	20 / 600
203102	2	37	14	20 / 600
203103	3	37	15	20 / 600
203104	4	37	16	20 / 600

2032

- ☞ **1/4" drive bit socket**
- ☞ **Slotted Head**
- ☞ **DIN 8764-1**



Reference	Tip Width	Tip Thickness	L(mm)	Wt.(g)	BOX/CTN
203204	4	0.8	37	14	20 / 600
203208	8	1.2	37	16	20 / 600
203210	10	1.6	37	17	20 / 600
203235	3.5	0.5	37	14	20 / 600
203255	5.5	1	37	15	20 / 600
203265	6.5	1.2	37	15	20 / 600

2033

- ☞ **1/4" drive bit socket**
- ☞ **For Torx internal screws**
- ☞ **DIN 3120**



Reference	No	L(mm)	Wt.(g)	BOX/CTN
203308	T8	37	12	20 / 600
203309	T9	37	12	20 / 600
203310	T10	37	13	20 / 600
203315	T15	37	14	20 / 600
203320	T20	37	14	20 / 600
203325	T25	37	14	20 / 600
203327	T27	37	14	20 / 600
203330	T30	37	15	20 / 600
203340	T40	37	16	20 / 600

3023

- ☞ **3/8" drive bit socket**
- ☞ **For Torx internal screws**
- ☞ **DIN 3120**



Reference	No	L(mm)	Wt.(g)	BOX/CTN
302308	T8	50	28	20 / 400
302309	T9	50	28	20 / 400
302310	T10	50	28	20 / 400
302315	T15	50	28	20 / 400
302320	T20	50	30	20 / 400
302325	T25	50	34	20 / 400
302327	T27	50	38	20 / 400
302330	T30	50	38	20 / 400
302340	T40	50	40	20 / 400
302345	T45	50	40	20 / 400
302350	T50	50	42	20 / 400

2035

- ☞ **1/4" drive bit socket**
- ☞ **Hexagonal Head**
- ☞ **DIN 7422/3120**



Reference	No	L(mm)	Wt.(g)	BOX/CTN
203503	3	37	13	20 / 600
203504	4	37	15	20 / 600
203505	5	37	15	20 / 600
203506	6	37	15	20 / 600
203507	7	37	16	20 / 600
203508	8	37	17	20 / 600
203510	10	37	21	20 / 600

3021

- ☞ **3/8" drive bit socket**
- ☞ **Philips Head**
- ☞ **DIN ISO 8764-1**



Reference	No	L(mm)	Wt.(g)	BOX/CTN
302102	2	50	35	20 / 400
302103	3	50	36	20 / 400
302104	4	50	37	20 / 400

3022

- ☞ **3/8" drive bit socket**
- ☞ **Slotted Head**
- ☞ **DIN 5264/3120**



Reference	Tip Width	Tip Thickness	L(mm)	Wt.(g)	BOX/CTN
302202	5	1.0	50	36	20 / 400
302203	8	1.2	50	37	20 / 400
302204	10	1.6	50	38	20 / 400

3025

- ☞ **3/8" drive bit socket**
- ☞ **Hexagonal Head**
- ☞ **DIN 7422/3120**



Reference	No	L(mm)	Wt.(g)	BOX/CTN
302503	3	50	28	20 / 400
302504	4	50	30	20 / 400
302505	5	50	34	20 / 400
302506	6	50	38	20 / 400
302507	7	50	38	20 / 400
302508	8	50	40	20 / 400
302509	9	50	39	20 / 400
302510	10	50	40	20 / 400
302512	12	50	42	20 / 400

4021

- ☞ **1/2" drive bit socket**
- ☞ **Philips Head**
- ☞ **DIN ISO 8764-1**



Reference	No	L(mm)	Wt.(g)	BOX/CTN
402102	2	60	77	10 / 180
402103	3	60	77	10 / 180
402104	4	60	77	10 / 180

Bit Socket

- ☞ **Chrome Vanadium, alloy steel, polished chrome plated**
- ☞ **Bit made from silicon alloy steel (S2)**

4022

- ☞ **1/2" drive bit socket**
- ☞ **Sloted Head**
- ☞ **DIN 5264/3120**



Reference	Tip Width	Tip Thickness	L(mm)	Wt.(g)	BOX/CTN
402208	8	1.2	60	77	10 / 180
402210	10	2	60	83	10 / 180
402212	12	2.2	60	110	10 / 180
402214	14	2.5	60	112	10 / 180
402216	16	2.5	60	113	10 / 180

4023

- ☞ **1/2" drive bit socket**
- ☞ **For torx internal screws**
- ☞ **DIN 3120**



Reference	No.	L (mm)	Wt.(g)	BOX/CTN
402320	T20	60	72	10 / 180
402325	T25	60	72	10 / 180
402327	T27	60	72	10 / 180
402330	T30	60	75	10 / 180
402340	T40	60	75	10 / 180
402345	T45	60	80	10 / 180
402350	T50	60	82	10 / 180
402355	T55	60	85	10 / 180
402360	T60	60	115	10 / 180
402365	T65	60	116	10 / 180
402370	T70	60	116	10 / 180

4033

- ☞ **1/2" drive bit socket**
- ☞ **For torx internal screws**
- ☞ **DIN 3120**



Reference	No.	L (mm)	Wt.(g)	BOX/CTN
403320	T20	80	78	6 / 120
403325	T25	80	79	6 / 120
403327	T27	80	80	6 / 120
403330	T30	80	80	6 / 120
403340	T40	80	81	6 / 120
403345	T45	80	81	6 / 120
403350	T50	80	82	6 / 120
403355	T55	80	99	6 / 120
403360	T60	80	134	6 / 120
403365	T65	80	138	6 / 120
403370	T70	80	143	6 / 120

4025

- ☞ **1/2" drive bit socket**
- ☞ **Hexagonal Head**
- ☞ **DIN 7422/3120**



Reference	No	L(mm)	Wt.(g)	BOX/CTN
402503	3	60	68	10 / 180
402504	4	60	68	10 / 180
402505	5	60	70	10 / 180
402506	6	60	72	10 / 180
402507	7	60	75	10 / 180
402508	8	60	75	10 / 180
402510	10	60	85	10 / 180
402512	12	60	117	10 / 180
402514	14	60	120	10 / 180
402517	17	66	153	12 / 120
402519	19	66	185	12 / 120

4026

- ☞ **1/2" drive bit socket**
- ☞ **Spline Head**
- ☞ **DIN 3120**



Reference	No	L(mm)	Wt.(g)	BOX/CTN
402605	M5	60	70	10 / 180
402606	M6	60	72	10 / 180
402608	M8	60	73	10 / 180
402610	M10	60	85	10 / 180
402612	M12	60	113	10 / 180
402614	M14	60	117	10 / 180

Ribe Bit Socket

4049

- ☞ **1/2" drive ribe bit socket**
- ☞ **Use for VW, Audi, Fiat, cylinder head bolt**



Reference	Size	L(mm)	Wt.(g)	BOX/CTN
404904	M4	100	94	6 / 120
404905	M5	100	95	6 / 120
404906	M6	100	96	6 / 120
404907	M7	100	97	6 / 120
404908	M8	100	98	6 / 120
404909	M9	100	100	6 / 120
404910	M10	100	106	6 / 120
404912	M12	100	132	6 / 120
404913	M13	100	162	6 / 120
404914	M14	100	164	6 / 120
404916	M16	100	166	6 / 120
404925	M10.5	100	110	6 / 120

Impact Standard Socket

Material Chrome molybdenum alloy steel
Finish with phosphate sunk

3535 M

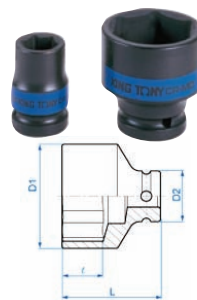
- 3/8" drive standard length
- 6 points
- Metric size
- Thin walled design on square driving side
- DIN 3129, ISO 2725-2



Reference	Dim(mm)	D1(mm)	D2(mm)	L(mm)	L(mm)	Wt.(g)	BOX/CTN
353506M	6	10.6	19	5	32	31	12 / 360
353507M	7	11.8	19	5	32	33	12 / 360
353508M	8	13.2	19	6	32	34	12 / 360
353509M	9	14.5	19	6	32	39	12 / 360
353510M	10	15.5	19	7	32	38	12 / 360
353511M	11	17	19	7	32	38	12 / 360
353512M	12	18.2	19	8	32	41	12 / 360
353513M	13	19.4	22	9	32	53	10 / 200
353514M	14	20.7	22	9	32	54	10 / 200
353515M	15	22	22	10	32	55	10 / 200
353516M	16	23.3	22	10	32	57	10 / 200
353517M	17	24.5	22	11	32	60	10 / 200
353518M	18	25.8	22	11	32	63	10 / 200
353519M	19	27	22	11	32	64	10 / 160

4535 M

- 1/2" drive standard length
- 6 points
- Metric size
- Thin walled design on square driving side
- DIN 3129, ISO 2725-2



Reference	Dim(mm)	D1(mm)	D2(mm)	L(mm)	L(mm)	Wt.(g)	BOX/CTN
453508M	8	14	25	7	38	67	10 / 200
453509M	9	15	25	7	38	67	10 / 200
453510M	10	17	25	8	38	70	10 / 200
453511M	11	18	25	8	38	71	10 / 200
453512M	12	19	25	9	38	72	10 / 200
453513M	13	20	25	10	38	72	10 / 200
453514M	14	22	25	10	38	77	10 / 200
453515M	15	23	30	11	38	112	10 / 160
453516M	16	24	30	11	38	112	10 / 160
453517M	17	26	30	12	38	115	10 / 160
453518M	18	27	30	13	38	115	10 / 160
453519M	19	28	30	13	38	120	10 / 160
453520M	20	29	30	13	38	120	10 / 160
453521M	21	30	30	14	40	125	8 / 160
453522M	22	32	30	14	40	143	8 / 160
453523M	23	33	30	15	40	143	8 / 160
453524M	24	34	30	15	42	152	6 / 120
453525M	25	36	30	15	42	168	6 / 120
453526M	26	37	30	15	42	173	6 / 120
453527M	27	38	30	16	44	176	6 / 120
453528M	28	41	30	16	44	194	6 / 120
453529M	29	41	30	17	44	194	6 / 120
453530M	30	42	30	17	44	201	6 / 120
453532M	32	44	30	18	44	205	6 / 120
453533M	33	44	30	18	46	227	6 / 96
453534M	34	45	30	18	46	231	6 / 96
453536M	36	47	30	19	46	248	6 / 96
453538M	38	50	30	20	50	241	6 / 60
453539M	39	51	30	21	50	240	6 / 60
453541M	41	52	30	21	52	283	6 / 60
453546M	46	59	30	23	55	408	4 / 32

6535 M

- 3/4" drive standard length
- 6 points
- Metric size
- Thin walled design on square driving side
- DIN 3129, ISO 2725-2



Reference	Dim(mm)	D1(mm)	D2(mm)	L(mm)	L(mm)	BOX/CTN
653517M	17	29	44	10	50	6/48
653518M	18	30	44	10	50	6/48
653519M	19	32	44	10	50	6/48
653521M	21	35	44	13	50	6/48
653522M	22	36	44	13	50	6/48
653523M	23	37	44	15	50	6/48
653524M	24	38	44	15	50	6/48
653526M	26	40	44	15	53	6/48
653527M	27	42	44	18	53	6/48
653528M	28	44	44	18	53	6/48
653529M	29	45	44	18	53	6/48
653530M	30	46	44	20	53	6/48
653532M	32	48	44	20	57	6/36
653533M	33	50	44	20	57	6/36
653534M	34	51	44	22	57	6/36
653535M	35	52	44	22	57	6/36
653536M	36	53	44	22	57	6/36
653538M	38	56	44	22	57	4/32
653540M	40	58	44	22	58	4/32
653541M	41	59	44	24	58	4/32
653542M	42	61	44	24	58	2/24
653543M	43	62	44	24	58	2/24
653544M	44	64	44	24	62	2/24
653546M	46	66	44	24	62	2/24
653548M	48	68	54	26	65	2/24
653550M	50	71	54	26	65	1/20
653552M	52	74	54	30	68	1/20
653554M	54	76	54	30	68	1/20
653555M	55	77	54	30	70	1/20
653557M	57	79	54	32	70	1/20
653558M	58	81	54	32	70	1/20
653560M	60	84	54	32	70	1/20
653563M	63	84.5	54	40	80	1/12
653565M	65	86.5	54	43	80	1/12

Impact Standard Socket

- Material Chrome molybdenum alloy steel
- Finish with phosphate sunk

8535 M

- 1" drive standard length
- 6 points
- Metric size
- Thin walled design on square driving side
- DIN 3129, ISO 2725-2



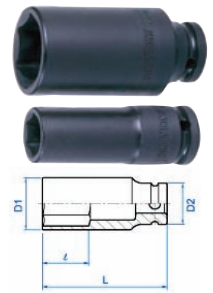
Reference	Dim(mm)	D1(mm)	D2(mm)	L(mm)	L(mm)	BOX/CTN
853519M	19	35	54	15	58	1/24
853521M	21	37	54	15	58	1/24
853522M	22	38	54	15	58	1/24
853523M	23	39	54	17	58	1/24
853524M	24	41	54	17	58	1/24
853525M	25	42	54	17	58	1/24
853526M	26	43	54	19	58	1/24
853527M	27	44	54	19	58	1/24
853528M	28	45	54	19	58	1/24
853529M	29	47	54	19	58	1/24
853530M	30	48	54	20	60	1/24
853532M	32	51	54	20	62	1/24
853533M	33	52	54	20	62	1/24
853534M	34	53	54	20	62	1/24
853535M	35	54	54	20	62	1/24
853536M	36	56	54	20	65	1/24
853538M	38	58	54	22	65	1/24
853540M	40	60	54	22	65	1/24
853541M	41	61	54	22	70	1/24
853542M	42	64	54	22	70	1/20
853544M	44	67	54	26	70	1/20
853546M	46	68	54	26	75	1/20
853548M	48	70	54	26	75	1/20
853550M	50	73	54	26	75	1/20
853552M	52	75	54	30	80	1/12
853553M	53	76	54	30	80	1/12
853554M	54	78	54	30	80	1/12
853555M	55	79	54	32	83	1/12
853558M	58	83	54	32	83	1/12
853560M	60	86	54	32	87	1/12
853563M	63	90	54	34	87	1/12
853565M	65	92	54	34	90	1/12
853566M	66	94	54	34	90	1/12
853568M	68	95	54	34	90	1/12
853570M	70	97	54	34	93	1/8
853571M	71	99	86	36	93	1/8
853575M	75	104	86	36	95	1/8
853580M	80	110	86	43	95	1/4
853585M	85	115	86	43	95	1/4
853590M	90	122	86	43	100	1/4
853595M	95	130	95	52	105	1/2
8535A0M	100	136	95	55	105	1/2

Impact Deep Socket

- Material Chrome molybdenum alloy steel
- Finish with phosphate sunk

3435 M

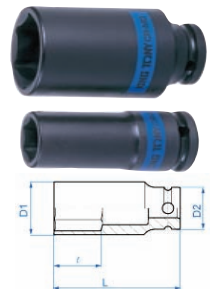
- 3/8" drive deep version
- 6 points
- Metric size
- Thin walled design on square driving side
- DIN 3121



Reference	Dim(mm)	D1(mm)	D2(mm)	L(mm)	L(mm)	Wt.(g)	BOX/CTN
343506M	6	10.6	19	10	65	62	6 / 120
343507M	7	11.8	19	10	65	66	6 / 120
343508M	8	13.2	19	12	65	71	6 / 120
343509M	9	14.5	19	12	65	76	6 / 120
343510M	10	15.5	19	12	65	82	6 / 120
343511M	11	17	19	13	65	84	6 / 120
343512M	12	18.2	19	14	65	93	6 / 120
343513M	13	19.4	22	14	65	113	6 / 120
343514M	14	20.7	22	14	65	114	6 / 120
343515M	15	22	22	16	65	125	6 / 120
343516M	16	23.8	22	16	65	126	6 / 96
343517M	17	24.8	22	17	65	138	6 / 96
343518M	18	25.8	22	18	65	144	6 / 96
343519M	19	27.6	22	20	65	154	6 / 96
343520M	20	28.3	22	20	65	148	6 / 96
343521M	21	29.5	22	22	65	156	6 / 96
343522M	22	30.8	22	22	65	172	5 / 60
343523M	23	32	22	24	65	177	5 / 60
343524M	24	32.5	22	24	65	180	5 / 60

4435 M

- 1/2" drive deep version
- 6 points
- Metric size
- Thin walled design on square driving side
- DIN 3121



Reference	Dim(mm)	D1(mm)	D2(mm)	L(mm)	L(mm)	Wt.(g)	BOX/CTN
443508M	8	14	25	12	78	116	6 / 120
443509M	9	15	25	12	78	125	6 / 120
443510M	10	17	25	12	80	136	6 / 120
443511M	11	18	25	13	80	144	6 / 120
443512M	12	19	25	14	80	157	6 / 120
443513M	13	20	25	14	80	157	6 / 120
443514M	14	22	25	14	80	172	6 / 120
443515M	15	23	30	16	80	223	6 / 96
443516M	16	24	30	16	80	230	6 / 96
443517M	17	26	30	17	80	240	6 / 96
443518M	18	27	30	18	80	255	6 / 96
443519M	19	28	30	20	80	236	6 / 96
443520M	20	29	30	20	80	244	6 / 96
443521M	21	30	30	22	80	240	6 / 96
443522M	22	32	30	22	80	296	5 / 60
443523M	23	33	30	24	80	300	5 / 60
443524M	24	34	30	24	80	308	5 / 60
443525M	25	36	30	24	80	342	5 / 60
443526M	26	37	30	27	80	344	5 / 60
443527M	27	38	30	27	80	356	5 / 60
443528M	28	41	30	27	80	424	5 / 50
443529M	29	41	30	27	80	404	5 / 50
443530M	30	42	30	30	80	416	5 / 50
443532M	32	44	30	32	80	428	1 / 24
443533M	33	44	30	32	80	521	1 / 24
443534M	34	45	30	33	80	539	1 / 24
443536M	36	47	30	36	80	556	1 / 24
443538M	38	50	30	38	80	617	1 / 24
443541M	41	52	30	38	80	635	1 / 24
443546M	46	59	30	40	80	825	1 / 24

Accessory

☞ **Chrome Vanadium, alloy steel, polished chrome plated**

2221
☞ 1/4" drive
extension bar



Reference	Total Length		Wt.(g)	BOX/CTN
	(inch)	(mm)		
2221-02	2	50	24	30 / 480
2221-03	3	75	37	20 / 400
2221-04	4	100	45	15 / 240
2221-06	6	150	67	15 / 300
2221-10	10	250	108	15 / 240
2221-12	12	300	130	15 / 240

2792
☞ 1/4" drive
universal joint



Reference	Total Length		Wt.(g)	BOX/CTN
	(inch)	(mm)		
2792	1-1/2	38	29	24 / 384

2813
☞ 1/4" drive adapter
☞ Converting to 3/8" drive



Reference	Specification	Wt.(g)	BOX/CTN
2813	1/4"F x 3/8"M	20	12 / 360

2133DF
☞ 1/4" drive screwdriver



Reference	Total Length		Wt.(g)	BOX/CTN
	(inch)	(mm)		
213312DF	12	300	132	2/40

2178DF
☞ 1/4" drive driving handle



Reference	Total Length		Wt.(g)	BOX/CTN
	(inch)	(mm)		
2178DF	6	150	71	6 / 120

2571
☞ 1/4" drive sliding
T-handle



Reference	Total Length		Wt.(g)	BOX/CTN
	(inch)	(mm)		
2571-45	4-1/2	115	41	12 / 192

3221
☞ 3/8" drive
extension bar




Reference	Total Length		Wt.(g)	BOX/CTN
	(inch)	(mm)		
3221-03	3	75	75	12 / 240
3221-06	6	150	146	6 / 120
3221-10	10	250	240	9 / 144
3221-16	1-3/4	44	39	14 / 224
3221-18	18	450	428	1 / 50
3221-24	24	600	570	1 / 50

3792
☞ 3/8" drive
universal joint



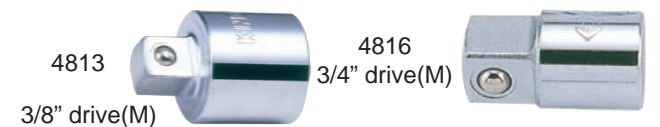
Reference	Total Length		Wt.(g)	BOX/CTN
	(inch)	(mm)		
3792	2	50	67	15 / 300

3812 3814
☞ 3/8" drive adapter
☞ Converting to 1/4" drive
or 1/2" drive
☞ 3812 Max torque 75Nm



Reference	Specification	Wt.(g)	BOX/CTN
3812	3/8"F x 1/4"M	31.5	12 / 192
3814	3/8"F x 1/2"M	47	12 / 360

4813 4816
☞ 1/2" drive adapter
☞ Converting to 3/8" drive or 3/4" drive
☞ 4813 Max torque 350Nm



Reference	Specification	Wt.(g)	BOX/CTN
4813	1/2"F x 3/8"M	61	10 / 200
4816	1/2"F x 3/4"M	114	10 / 200

3571
☞ 3/8" drive sliding
T-handle



Reference	Total Length		Wt.(g)	BOX/CTN
	(inch)	(mm)		
3571-08	8	200	182	4/80

Accessory

☛ **Chrome Vanadium, alloy steel, polished chrome plated**

4251
☛ 1/2" drive extension bar



Reference	Total Length		Wt.(g)	BOX/CTN
	(inch)	(mm)		
4251-02	2	55	98	12 / 216
4251-03	3	75	138	6 / 120
4251-04	4	100	163	4/80
4251-05	5	125	192	4/80
4251-06	6	150	230	6/96
4251-08	8	200	270	4/64
4251-10	10	250	433	4/64

4791
☛ 1/2" drive universal joint



Reference	Total Length		Wt.(g)	BOX/CTN
	(inch)	(mm)		
4791	3	77.5	163	5 / 100

4581
☛ 1/2" drive 90° L-handle



Reference	Total Length		Wt.(g)	BOX/CTN
	(inch)	(mm)		
4581-10	10	250	429	2/40

4572
☛ 1/2" drive sliding T-handle



Reference	Total Length		Wt.(g)	BOX/CTN
	(inch)	(mm)		
4572-10	10	250	370	2/40
4572-12	12	300	433	3/60

6251
☛ 3/4" drive extension bar



Reference	Total Length		Wt.(g)	BOX/CTN
	(inch)	(mm)		
6251-04	4	110	400	4/40
6251-08	8	200	732	2/20
6251-16	16	400	1362	1/10

6572
☛ 3/4" drive sliding T-handle



Reference	Total Length		Wt.(g)	BOX/CTN
	(inch)	(mm)		
6572-20	20	500	1542	1/10

6581
☛ 3/4" drive 90° L-handle



Reference	Total Length		Wt.(g)	BOX/CTN
	(inch)	(mm)		
6581-12	12	300	1307	10
6581-18	18	450	1850	12

6791
☛ 3/4" drive universal joint



Reference	Total Length		Wt.(g)	BOX/CTN
	(inch)	(mm)		
6791	4-1/4	108	590	2/20

6814 6818
☛ 3/4" drive adapter
☛ Converting to 1/2" OR 1" drive
☛ 6814 Max torque 620Nm



Reference	Specification	Wt.(g)	BOX/CTN
6814	3/4"F x 1/2"M	131	8/96
6818	3/4"F x 1"M	304	6/60

8251
☛ 1" drive extension bar



Reference	Total Length		Wt.(g)	BOX/CTN
	(inch)	(mm)		
8251-08	8	200	1350	1 / 12
8251-16	16	400	2480	1 / 8

8816
☛ 1" drive adapter
☛ Converting to 1/4" drive
☛ Max torque 1800Nm



Reference	Specification	Wt.(g)	BOX/CTN
8816	1"F x 3/4"M	330	6/48

8572
☛ 1" drive sliding T-handle



Reference	Total Length		Wt.(g)	BOX/CTN
	(inch)	(mm)		
8572-25	25	630	4200	1/6

Impact Accessory

Material Chrome molybdenum alloy steel
Finish with phosphate sunk

3260P

- 3/8" drive extension bar - wit ball
- DIN 3121



Reference	Total Length		Wt.(g)	BOX/CTN
	(inch)	(mm)		
3260-03P	3	75	96	6 / 120
3260-06P	6	150	168	5 / 100

3864P

- 3/8" drive adapter - wit ball
- Converting to 1/2" drive
- DIN 3121



Reference	Total Length		Wt.(g)	BOX/CTN
	(inch)	(mm)		
3260-03P	3	75	96	6 / 120
3260-06P	6	150	168	5 / 100

3864P

- 3/8" drive adapter - wit ball
- Converting to 1/2" drive
- DIN 3121



Reference	Specification	Wt.(g)	BOX/CTN
3864P	3/8"F x 1/2"M	51	24 / 384

4863P 4866P

- 1/2" drive adapter - wit ball
- Converting to 3/8", 3/4" drive
- 4863 Max. torque 380Nm
- DIN 3121



Reference	Specification	Wt.(g)	BOX/CTN
4863P	1/2"F x 3/8"M	95	10 / 160
4866P	1/2"F x 3/4"M	174	8 / 160

6864P 6868P

- 3/4" drive adapter - wit ball
- Converting to 1/2" drive
- 6864 Max. torque 660Nm
- DIN 3121



Reference	Specification	Wt.(g)	BOX/CTN
6864P	3/4"F x 1/2"M	313	6/48
6868P	3/4"F x 1"M	413	6/48

6260P

- 3/4" drive extension bar - wit ball
- DIN 3121



Reference	Total Length		Wt.(g)	BOX/CTN
	(inch)	(mm)		
6260-04P	4	100	577	2/20
6260-07P	7	175	867	2/20
6260-10P	10	250	1155	1/16
6260-13P	13	330	1423	1/10

8260P

- 1" drive extension bar - wit ball
- DIN 3121



Reference	Total Length		Wt.(g)	BOX/CTN
	(inch)	(mm)		
8260-07P	7	175	1393	1/16
8260-10P	10	250	1891	1/12
8260-13P	13	330	2455	1/9

8797

- 1" drive universal joint
- DIN 3121



Reference	Total Length		Wt.(g)	BOX/CTN
	(inch)	(mm)		
8797P	5	128	1530	1/18

8866P

- 1" drive adapter - with ball
- Converting 1-1/2" drive
- DIN 3121



Reference	Total Length		Wt.(g)	BOX/CTN
	(inch)	(mm)		
8797P	5	128	1530	1/18

Ratchet

Material - Handles of chrome vanadium alloy steel - gear driver of chrome molybdenum steel
 Finishing - Polished chrome plated black driver by phosphate sunk

2755

- ⊗ 1/4" drive reversible ratchet
- ⊗ 5° gear action degree (72 teeth)
- ⊗ DIN 3122



Reference	Total Length		Wt.(g)	BOX/CTN
	(inch)	(mm)		
2755-55G	5-1/2	140	120	5 / 10

4779

- ⊗ 1/2" drive reversible ratchet
- ⊗ 11° gear action degree (72 teeth)
- ⊗ DIN 3122



Reference	Total Length		Wt.(g)	BOX/CTN
	(inch)	(mm)		
4779-10G	10	250	580	1/20

3755

- ⊗ 3/8" drive reversible ratchet
- ⊗ 5° gear action degree (72 teeth)
- ⊗ DIN 3122



Reference	Total Length		Wt.(g)	BOX/CTN
	(inch)	(mm)		
3755-08G	8	200	387	2/40

6779

- ⊗ 3/4" drive reversible ratchet
- ⊗ 15° gear action degree (24 teeth)
- ⊗ DIN 3122



Reference	Total Length		Wt.(g)	BOX/CTN
	(inch)	(mm)		
6779-20F	20	500	2349	1/6

4725


- ⊗ 1/2" drive reversible ratchet
- ⊗ 5° gear action degree (72 teeth)
- ⊗ DIN 3122



Reference	Total Length		Wt.(g)	BOX/CTN
	(inch)	(mm)		
4725-10G	10	250	617	1/20
4725-12G	12	300	762	1/20

8779

- ⊗ 1" drive reversible ratchet
- ⊗ 15° gear action degree (24 teeth)
- ⊗ DIN 3122



Reference	Total Length		Wt.(g)	BOX/CTN
	(inch)	(mm)		
8779-32F	32	800	4400	5

Bit Holder

Chrome Vanadium, alloy steel, polished chrome plated

3148

- ⊗ 3/8" drive bit Holder



Reference	Size	L(mm)	Wt.(g)	BOX/CTN
314808S	1/4"	30	33	12 / 360
314810M	10mm	30	35	12 / 360
314810S	5/16"	30	35	12 / 360

4148

- ⊗ 3/8" drive bit Holder





Reference	Size	L(mm)	Wt.(g)	BOX/CTN
414808S	1/4"	38	50	10 / 200
414810M	10mm	38	65	10 / 200
414810S	5/16"	38	60	10 / 200

Bit Socket & Socket Set

4109PR 4119PR

9 PC. 1/2" drive hexagonal head bit socket set

Reference	Contents	
4109PR		T20 , T25 , T27 , T30 , T40 , T45 , T50 , T55 , T60
4119PR		

Reference	Wt.(g)	BOX/CTN	Metal Case Size (mm)
4109PR	1.03	20	198 x 105 x 32 (0.023 cuft)
4119PR	1.38	20	198 x 105 x 32 (0.023 cuft)





4109PR



4119PR

4110PR 4120PR

9 PC. 1/2" drive hexagonal head bit socket set

Reference	Contents	
4110PR		3 , 4 , 5 , 6 , 7 , 8 , 10 , 12 , 14
4120PR		4 , 5 , 6 , 7 , 8 , 9 , 10 , 12 , 14 , 17

Reference	Wt.(g)	BOX/CTN	Metal Case Size (mm)
4110PR	1.03	20	198 x 105 x 32 (0.023 cuft)
4120PR	1.38	20	198 x 105 x 32 (0.023 cuft)



4110PR







4120PR

6316 MR

16 PC. 3/4" drive socket wrench set



Reference	Contents		
6316MR		21 , 22 , 23 , 24 , 27 , 30 , 32 , 36 , 38 , 41 , 46 , 50	 6779-20F  6251-08  6572-20

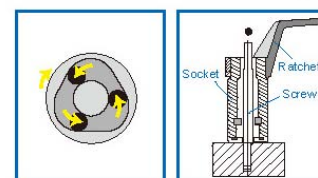
Reference	Wt.(g)	BOX/CTN	Metal Case Size (mm)
6316MR	14	1	537 x 177 x 78 (0.26 cuft)

Roller Stud Extractor Socket

9TD401

- Turned by means of the hexagonal drive or a 1/2" - 12.7 mm ratchet which has a through-hole for a bar.
- For tightening or loosening studs.

Reference	Dim(mm)	D1(mm)	D2(mm)	L(mm)	L(mm)	BOX/CTN
9TD401-06M	6	24.5	21	60	150	10/180
9TD401-08M	8	24.5	21	60	150	10/180
9TD401-10M	10	27.5	21	69.5	190	12/120
9TD401-12M	12	27.5	21	69.5	190	12/120

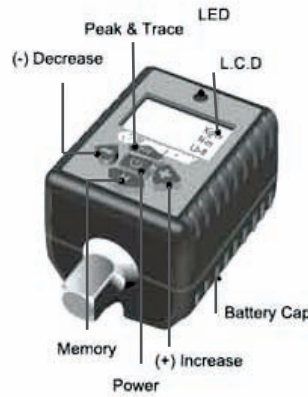


Digital Torque Adapter

34207-1A & 34307-1A & 34407-1A

Product Specification :

Accuracy :	±2%
Memory :	50
Display resolution :	0.1 Nm /ft.lb. ,0.01 kgf.m
Operation Mode :	Peak/Track
Unit Selection :	kgf.m, ft.lb. , Nm
Battery :	CR2032 x 1 pcs
Battery Life :	110hrs (continuous operation)
Operating Ambient :	-10°C - 60°C (13.9°F -139.9°F)
Temperature :	-20°C - 70°C (-4°F - 157.9°F)
Storage Temperature :	15 to 90% noncondensing
Operating relative humidity Auto shut off :	80 seconds (if do not use electronic torque adapter.)
LED indicator :	Green. Yellow. Red
Overload Alarm :	34207-1A: 37.5 Nm (27.6 ft.lb.)
	34307-1A: 168.8 Nm(124.5 ft.lb.)
	34407-1A: 250 Nm (184.4 ft.lb.)




Reference	Square Drive	Torque Range Nm	Torque Range ft. Lb.	Torque Range kgf.m	Size	Wt.(g)	BOX/CTN
34207-1A	1/4"	6~30	4.4~22.1	0.61~3.06	L75 x W45 mm	124	1/48
34307-1A	3/8"	27~135	19.9~99.6	2.75~13.76	L75 x W45 mm	198	1/48
34407-1A	1/2"	40~200	29.5~147.5	4.08~20.38	L75 x W45 mm	198.5	1/48

34607-1A

Product Specification :

Accuracy :	±2%
Memory :	50
Display resolution :	0.1 Nm /ft.lb. ,0.01 kgf.m
Operation Mode :	Peak/Track
Unit Selection :	kgf.m, ft.lb. , Nm
Battery :	AA x 2 pcs
Battery Life :	110hrs (continuous operation)
Operating Ambient :	-10°C - 60°C (13.9°F -139.9°F)
Temperature :	-20°C - 70°C (-4°F - 157.9°F)
Storage Temperature :	15 to 90% noncondensing
Operating relative humidity Auto shut off :	80 seconds (if do not use electronic torque adapter.)
LED indicator :	Green. Yellow. Red
Overload Alarm :	625 Nm (461 ft.lb.)



Reference	Square Drive	Torque Range Nm	Torque Range ft. Lb.	Torque Range kgf.m	Size	Wt.(g)	BOX/CTN
34607-1A	3/4"	100~500	738~368.8	10.19~50.95	L110 x W56 mm	585	1/24

Torque Screwdriver

34688

- ⚙ Tolerance of torque ±5% quality meets DIN ISO 6789 & ASME B107.14M-2004
- ⚙ 6.3mm (1/4") Hex driver for bit
- ⚙ Automatic adjustment knob design
- ⚙ Easy-to-read laser scale
- ⚙ Ergonomic comfort rubber grip



Reference	Size	Torque Range cNm / Nm / in-lb	Incr	Total Length mm	Wt.(g)	BOX/CTN
34111-1DG	1/4"	10~120 cNm	1 cNm	180	207	1/24
34111-1EG	1/4"	3~15 in-lb	0.1 in-lb	180	207	1/24
34111-2DG	1/4"	1~6 Nm	0.1 Nm	248	475	1/24
34111-2EG	1/4"	10~50 in-lb	0.5 in-lb	248	475	1/24

Torque Angle Gauge

34440 34660

- ☉ Square Drive :
34440 (1/2" x 1/2")
34660 (3/4" x 3/4")
- ☉ 360° angle scale- clearly marked in 2° increments, and in intervals of 10° and 30°.
- ☉ Indicator etched on clear plastic plate-protects angle scale from dirt and grease.
- ☉ Adjustable arm keeps angle scale stationary.
- ☉ Arm has two lengths for additional flexibility in placement against components.
- ☉ Tough composite dial and rotating index allow operator to accurately tighten fixing to manufacturers exact standard.

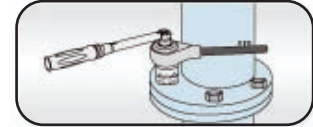
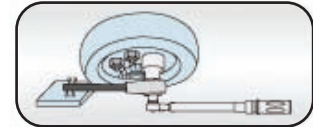
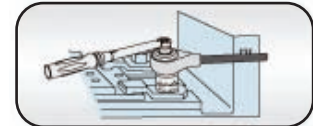
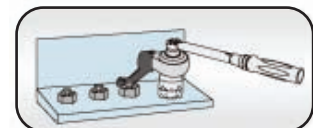
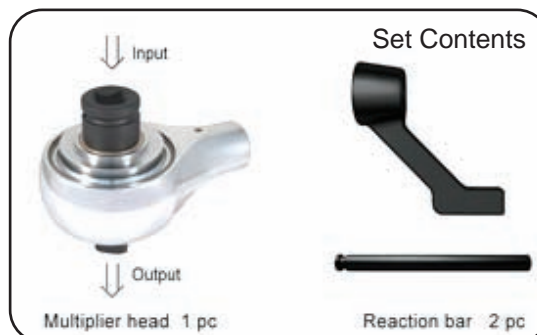
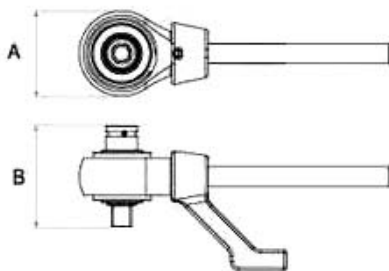
Reference	Specification	Wt.(g)	BOX/CTN
34440	1/2"F x 1/2"M	190	1/20
34660	3/4"F x 3/4"M	623	1/12



Torque Multiplier

34688

- ☉ Torque multiplication with 1:5, accuracy guaranteed better than ± 4 %.
- ☉ Reaction bar supplied in two styles for maximum versatility.
- ☉ Ideal construction offers minimal maintenance and extended life.
- ☉ Portable package brings convenience for use in different working places.

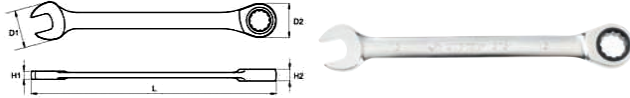


Reference	Ratio	Input Square	Output Square	Max. Output Torque Nm /lbf.ft	A mm	B mm	Wt.(g)	BOX/CTN
34688	1:5	3/4"	1"	2700 / 2000	108	128	4	1/2

Speed Wrench

3731

- ⚙️ Open - ended and ratchet ring wrench
- ⚙️ Metric sizes from 8 to 24 mm
- ⚙️ Polished with chrome finish
- ⚙️ 5° gear action (72 teeth)



Reference	Size	D1	D2	H1	H2	L(mm)	Wt.(g)	BOX/CTN
373108M	8	17	16.6	4	6.5	140	25	12 / 384
373109M	9	19	18.5	4.4	6.9	150	35	12 / 384
373110M	10	21	20	4.8	7.3	159	40	12 / 240
373111M	11	23	21.5	5.2	7.7	165	60	12 / 240
373112M	12	25	22.6	5.5	8.2	172	75	12 / 240
373113M	13	27	24.6	5.8	8.6	178	80	10 / 160
373114M	14	29	27	6.2	9	191	100	10 / 160
373115M	15	31	28.3	6.5	9.4	200	115	10 / 160
373116M	16	33	30	6.8	9.9	208	135	10 / 160
373117M	17	36	32	7.2	10.3	226	165	6/60
373118M	18	38	33	7.7	10.7	237	195	6/60
373119M	19	40	34	8.2	11.2	248	225	6/60
373121M	21	46	42	9	13	290	320	6/54
373122M	22	46	42	9	13	290	340	6/54
373124M	24	52	48	9.8	14.5	323	475	6/54

3203

- ⚙️ Strap wrench for oil filter



Reference	Capacity (mm)	Total Length		Wt.(g)	BOX/CTN
		(mm)	(inch)		
3203	Ø 60~140	223	8-3/4	242	50
3203A0	Ø 60~260	223	8-3/4	300	50

3204

- ⚙️ Chain wrench for oil filter



Reference	Capacity (mm)	Total Length		Wt.(g)	BOX/CTN
		(mm)	(inch)		
3203	Ø 60~140	223	8-3/4	242	50
3203A0	Ø 60~260	223	8-3/4	300	50

Combination Pliers

6111

- ⚙️ European Type
- ⚙️ Polish Head
- ⚙️ Grip Material PP+TPR
- ⚙️ DIN ISO 5746



Reference	L		Wire Cutting Capacities(mm)				Wt.(g)	BOX/CTN
	(mm)	(inch)	Soft	Med	Hard	Piano		
6111-06	163	6-1/2	4.0	2.8	1.8	1.6	200	8/96
6111-07	188	7-1/2	4.0	3.0	2.0	1.6	260	8/80
6111-08	213	8-1/4	4.0	3.0	2.0	1.6	340	8/72

Long Nose Pliers

6311

- ⚙️ Japanese Type
- ⚙️ DIN ISO 5745



Reference	L		Wire Cutting Capacities(mm)				Wt.(g)	BOX/CTN
	(mm)	(inch)	Soft	Med	Hard	Piano		
6311-06	163	6-1/2	4.0	2.8	1.8	1.6	150	10/120
6311-08	200	8	4.0	3.0	2.0	1.6	220	8/80

End Cutting Pliers

6411

- ⚙️ European Type
- ⚙️ Grip Material - PP+TPR
- ⚙️ DIN ISO 5748



Reference	Total Length		Cutting Capacities(mm)				Wt.(g)	BOX/CTN
	(mm)	(inch)	Soft wire	Med Hrd wire	Hard wire	Piano wire		
6411-06	163	6-1/2	4.0	3.0	1.6	1.6	240	8/80

Diagonal Cutting Nippers

6213

- ⚙️ Japanese Type



Reference	Total Length		Cutting Soft wire	Wt.(g)	BOX/CTN
	(mm)	(inch)			
6213-06	163	6-1/2	1.25	140	8/96

6214

- ⚙️ Mini Type



Reference	Total Length		Cutting Soft wire	Wt.(g)	BOX/CTN
	(mm)	(inch)			
6214-05	127	5	1.25	105	8 / 160
6214-45	115	4-1/2	0.6	97	8 / 160

Lock Grip Pliers

6011

- ⚙️ Curved Jaw with wire cutter
- ⚙️ With adjusting screw and release lever
- ⚙️ Jaw width 10mm,length 30mm
- ⚙️ ASME B107.24

Reference	Total Length		Jaw Capacity (mm)	Wt.(g)	BOX/CTN
	(mm)	(inch)			
6011-05R	140	5-1/2	29	166	6/48
6011-07N	185	7	38	367	8/32
6011-07R	185	7	38	367	8/32
6011-10N	225	9	48	542	8/32
6011-10R	225	9	48	542	8/32



Aviation Tin Snips

74010 ~ 74060

- ✦ Drop forged chorme molybdenum alloy steel.
- ✦ Blades with serrated edges.
- ✦ Perfect for professional user.
- ✦ Cuts up to 1.2mm rolled steel or 0.7mm stainless steel.
- ✦ Induction hardened cutting edges 59-62 HRC.
- ✦ Special laborsaving design
- ✦ High tensile strength provided for longer life
- ✦ High torsional strength spring designed for longer life
- ✦ Solid and comfortable handle with non-slip design
- ✦ Hang-up hole provided for convenient storage
- ✦ Safety auto latch (D.PAT.)



Reference	Total Length (mm)	Cutting Length (mm)	Color of Handle	Cutting Capacities (mm)				Wt.(g)	BOX/CTN
				Copper (soft)	Cold Rolled	Hard Steel HRC 30(Hard)	Stainless Steel304		
74010	248	35	Red	1.5	1.2	0.8	0.7	0.375	6/48
74020	248	35	Green	1.5	1.2	0.8	0.7	0.375	6/48
74030	250	38	Yellow	1.5	1.2	0.8	0.7	0.38	6/48
74060	290	75	Orange	1.1	0.94	0.7	0.53	0.45	6/36

Offset Tin Snips

74508 ~ 74514

- ✦ British type.
- ✦ Popular in British Confederation countries & Asia.
- ✦ One - piece forged construction.
- ✦ Comfortable vinyl coated handles.
- ✦ Drop forged of high carbon steel.
- ✦ Induction hardened cutting edges 58 - 61 HRC



Reference	Total Length (mm)	Cutting Length (mm)	Color of Handle	Cutting Capacities (mm)				Wt.(g)	BOX/CTN
				Copper (soft)	Cold Rolled	Hard Steel HRC 30(Hard)	Stainless Steel304		
74508	203	42	Blue	0.7	0.61	0.5	0.41	0.33	6/48
74510	245	52	Blue	0.94	0.78	0.6	0.45	0.44	6/36
74512	305	60	Blue	1.15	0.91	0.7	0.63	0.67	6/24
74514	356	65	Blue	1.4	1.2	1.0	0.7	0.92	6/24

Steel Strap Cutter

74900

- ✦ One - piece forged construction.
- ✦ Durable vinyl coated handles.
- ✦ Drop forged of high carbon steel.
- ✦ Induction hardened cutting edges 58-61 HRC.
- ✦ Cuts up to 28mm in width, 0.8mm in thickness.



Reference	Total Length (mm)	Cutting Length (mm)	Color of Handle	Cutting Capacities (mm)				Wt.(g)	BOX/CTN
				Copper (soft)	Cold Rolled	Hard Steel HRC 30(Hard)	Stainless Steel304		
74900	305	32	Red	-	1	0.8	0.6	0.75	6/24

Bolt Cutter

6131

- ⚙️ Chrome vanadium alloy steel
- ⚙️ Center cut



Reference	Total Length		Capacity materials (mm)	Wt.(g)	BOX/CTN
	(mm)	(inch)			
6131-12	12	5	300	0.76	20
6131-14	14	7	350	1	20
6131-18	18	8	450	1.51	12
6131-24	24	10	600	2.35	10
6131-30	30	13	750	3.75	6
6131-36	36	16	900	5.5	5
6131-42	42	18	1050	8.56	3

Hammer

6131

- ⚙️ Dead blow hammer
- ⚙️ Material - high quality alloy steel
- ⚙️ Handle - high safety hickory



Reference	H.W.(g)	A(mm)	H(mm)	L(mm)	Wt.(g)	BOX/CTN
7851-08	227	43	81	272	585	36
7851-16	454	46	100	304	849	24
7851-24	680	49	100	322	884	24
7851-32	907	55	100	342	1090	24
7851-40	1134	58	110	342	1218	24
7851-48	1361	61	123	355	1511	12
7851-64	1814	67	136	368	1874	12

Riveter

21-20-101


- ⚙️ Capacity Ø 4.8mm
- ⚙️ Stainless Steel Riveter
- ⚙️ Drop-forged aluminium body



Reference	Length		Wt.(g)	BOX/CTN	Nosepiece	
	(mm)	(inch)			(inch)	(mm)
21-20-101	260	10-1/4	588	24	3/32	Ø 2.4
					1/8	Ø 3.2
					5/32	Ø 4.0
					3/16	Ø 4.8

79711

- ⚙️ Capacity Ø 6.4mm
- ⚙️ Stainless Steel Riveter
- ⚙️ Drop-forged aluminium body



Reference	Length		Wt.(g)	BOX/CTN	Nosepiece	
	(mm)	(inch)			(inch)	(mm)
79711	460	18	1488	12	1/8	Ø 3.2
					5/32	Ø 4.0
					3/16	Ø 4.8
					1/4	Ø 6.4

Door Upholstery Remover

43280212



Reference	Size	Dia x Length (mm)	Wt.(g)	BOX/CTN
43280212	5"	8 x 120	140	12 / 144

Clip Removal Pliers

9TC101

- ⚙️ For removal of door inner-linings and other trim items held in place by plastic rivets

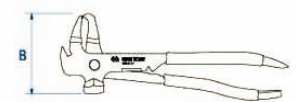


Reference	L		Wt.(g)	BOX/CTN
	(mm)	(inch)		
9TC101	230	9	241	12 / 72

Wheel Balancing Weight Tool

9BK11

- ⚙️ Ideal for wheel balance weights fitting & removing

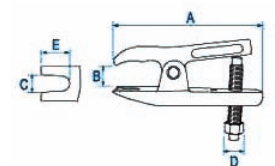


Reference	L1		A (mm)	B (mm)	Wt.(g)	BOX/CTN
	(mm)	(inch)				
9BK11	250	10	22	86	420	10 / 50

Ball Joint Extractor

9BE11

- ⚙️ Drop forged steel body
- ⚙️ Max jaw opening 50mm



Reference	A(mm)	min B (mm)	max C (mm)	D (mm)	E (mm)	Wt.(g)	BOX/CTN
9BE11	160	12	50	19	19	1083	1/12
9BE21	160	12	50	20	22	1270	1/12

L - type Wrench

Ball Hex Key

1163

- ⚙ For torx internal screws
- ⚙ Tamper resistant type



Reference	Size	l(mm)	L(mm)	Wt.(g)	BOX/CTN
116310	T10	100	150	24	10 / 200
116315	T15	100	150	27	10 / 200
116320	T20	100	150	31	10 / 200
116325	T25	100	150	35.5	10 / 200
116327	T27	150	215	69.5	10 / 200
116330	T30	150	215	86	10 / 200
116340	T40	150	215	105.5	10 / 200
116345	T45	200	280	181.5	10 / 80
116350	T50	200	280	214.5	10 / 80

1120

- ⚙ Extra long arm with ball point type
- ⚙ Metric size DIN 911



Reference	Size (mm)	l(mm)	L(mm)	Wt.(g)	BOX/CTN
112002M	2.0	18	102	3	20/400
112003M	3.0	23.0	129	8	20/300
112004M	4.0	29.0	144	18	20/300
112005M	5.0	33.0	165	31	20/300
112006M	6.0	38.0	186	51	10/100
112007M	7.0	41.0	197	78	10/100
112008M	8.0	44.0	208	104	10/100
112010M	10.0	50.0	234	182	10/100
112015M	1.5	15.5	91.5	1.5	20/400
112025M	2.5	20.5	114.5	5	20/400

Ball Hex Key Set

20107 MR 01 20107 SR 20109 MR

- ⚙ Material - SNCM + Valloy steel
- ⚙ Finishing - chrome plated

Reference	Pc./Set	Spec.	Contents	Wt.(g)	BOX/CTN
20107MR01	7	Long arm/ball plastic holder	1130M 2.5 3 4 5 6 8 10	0.37	10/60
20107SR	7	Long arm/ball plastic holder	1130S 3/32 1/8 5/32 3/16 1/4 5/16 3/8	0.37	10/60
20109MR	9	Extra Long/ball	1120M 1.5 2 2.5 3 4 5 6 8 10	0.44	8/48



Star L Wrench Set

20307 PR 20407 PR

- ⚙ Material - SNCM + Valloy steel
- ⚙ Finishing - chrome plated

Reference	Pc./Set	Spec.	Contents	Wt.(g)	BOX/CTN
20307PR	7	Standard Type plastic holder	1143 T10 T15 T20 T25 T27 T30 T40	0.13	18/144
20107SR	7	Standard Type plastic holder	1147 T10 T15 T20 T25 T27 T30 T40	0.13	18/144



T - type Wrench

⚙ Material - SNCM + Valloy steel

⚙ Finishing - chrome plated

1153

- ⚙ For torx head screws



Reference	Size	l(mm)	L(mm)	Wt.(g)	BOX/CTN
115310	T10	100	137	40	10 / 200
115315	T15	100	137	40	10 / 200
115320	T20	100	137	40	10 / 200
115325	T25	100	137	40	10 / 200
115327	T27	150	188	73	10 / 200
115330	T30	150	188	74	10 / 200
115340	T40	150	188	88	10 / 200
115345	T45	200	240	173	10 / 120
115350	T50	200	240	173	10 / 120

1155 M

- ⚙ Hexagon head
- ⚙ Metric size



Reference	Size	l(mm)	L(mm)	Wt.(g)	BOX/CTN
115502M	2	100	137	28	10 / 200
115503M	3	100	137	32	10 / 200
115504M	4	100	137	38	10 / 200
115505M	5	150	188	65	10 / 200
115506M	6	150	188	79	10 / 200
115508M	8	200	240	159	10 / 120
115510M	10	200	240	217	10 / 120
115525M	2.5	100	137	30	10 / 200

Metric Feeler Gauge

Material - Blade material of stainless steel

77340-20

20 Blades Metric Feeler Gauge

Reference	Number of blades	WidthxLength of blades(mm)	Contents	Wt.(g)	BOX/CTN
77340-20	20	10 x 100	0.05, 0.10, 0.15, 0.20, 0.25, 0.30, 0.35, 0.40, 0.45, 0.50, 0.55, 0.60, 0.65, 0.70, 0.75, 0.80, 0.85, 0.90, 0.95, 1.00 mm	105	50 / 200



77335-25

20 Blades Metric Feeler Gauge

Reference	Number of blades	WidthxLength of blades(mm)	Contents	Wt.(g)	BOX/CTN
77335-25	25	13 x 85	0.04, 0.05, 0.06, 0.07, 0.08, 0.09, 0.10, 0.15, 0.20, 0.25, 0.30, 0.35, 0.40, 0.45, 0.50, 0.55, 0.60, 0.65, 0.70, 0.75, 0.80, 0.85, 0.90, 0.95, 1.00 mm	110	50 / 200



Round Magnetic Tool Holder

9TE11

- Stainless steel tray resist corrosion
- Can be used horizontally, vertically, and upside down
- Convenient for collecting small parts and tools

Reference	Size	Wt.(g)	BOX/CTN
9TE11	Reference	433	1 / 30



Magnetic Flexible Handle

2121

- Grip Material-PP+TPR.
- Enhanced flexible conduit for perfect shaping.
- More powerful magnetizing force.

Reference	Size	Diax Length(mm)		Magnetic power (kg)	Wt.(g)	BOX/CTN
		L1	L2			
2121-12	12"	Ø5 x 305	415	0.5	100	1 / 100
2121-18	18"	Ø5 x 455	565	0.5	120	1 / 80



Claw Pickup Tool

2126

- Compact and ergonomic design for comfortable holding.
- Enhanced flexible conduit for perfect shaping.
- Solid crimping for holding tube and flexible conduit.
- Maximum claw width 1-1/4".
- Comfortable pushing strength.

Reference	Size	Diax Length(mm)		Maximum size	Wt.(g)	BOX/CTN
		L1	L2			
2126-18	18"	Ø11 x 450	610	1-1/4"	181	36




Curved Hose Clamp Pliers

9AA21

- ⊗ Designed to remove and install flat band hose clamp in hard-to reach areas.
- ⊗ Locking latch securely holds clamp in position.
- ⊗ 45° designed to fit some clamps in deep position

Reference	Length		∅ (mm)	Wt.(g)	BOX/CTN
	(mm)	(inch)			
9AA21	220	8-1/2	18~53	224	12/48



Flexible Hose Clamp

9AA31

- ⊗ For replacement of fuel, oil and water hose
- ⊗ Hose clamps with flexible 630mm wire
- ⊗ Convenient for working hidden areas and long distance



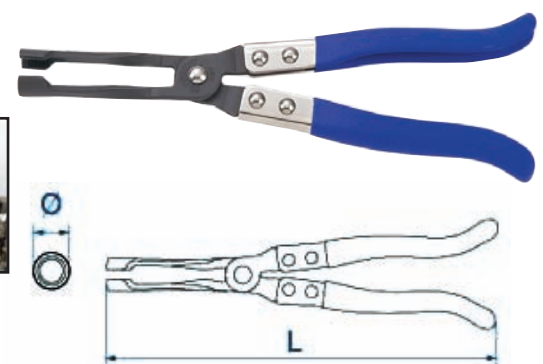
Reference	L1		L2		∅ (mm)	Wt.(g)	BOX/CTN
	(mm)	(inch)	(mm)	(inch)			
9AA31	630	25	225	9	12~53	528	12/36

Valve Stem Seal Pliers

9AD11

- ⊗ For removing valve stem seals in multi-valves engines.
- Jaw longitudinal toothed - avoids slipping down.
- For deeply leveled valve stem seals.

Reference	Length		∅ (mm)	Wt.(g)	BOX/CTN
	(mm)	(inch)			
9AD11	275	11	9.5	400	12/48



Spark Plug Boot Pliers

9DB201

- ⊗ Safe remove spark plug cables and prevent cable damage.
- ⊗ Pliers' handles and jaws are coated with a heavy-duty plastic for a sure grip.

Reference	L(mm)	∅ (mm)	L1(mm)	Wt.(g)	BOX/CTN
9DB201	260	14~18	20	266	12/48




Fluorescent Lamp

9TA21A

- ⊗ Wire Length : 33ft(10M)
- ⊗ Euro. version : 220V 9W 12A

Reference	A(mm)	B(mm)	Wt.(g)	BOX/CTN
9TA21A	310	55 x 45	1100	1/12



30+6LED Rechargeable Working Lamp

9TA23

- ⊗ 30+6 LED
- ⊗ BRIGHTNESS:150 lux in 1m
- ⊗ ANTI-IMPACT ABS HOUSING + TPR COATING
- ⊗ RECHARGEABLE 3.6V 3300mAh NIMH BATTERY
- ⊗ AC & DC CHARGERS INCLUDED
- ⊗ SWIVEL NYLON HANGING HOOK PROVIDES 360DEGREES OF ROTATION FOR PRECISE POSITION
- ⊗ WITH PROGRAMMED IC CHIP ON PCB FOR RELIABILITY
- ⊗ BUILT-IN OVERLOAD/UNDERLOAD PROTECTION
- ⊗ BATTERY POWER STATUS INDICATOR
- ⊗ UP TO 6 HOURS OF CONTINUOUS LIGHTING
- ⊗ EURO.VERSION:100-240V 50/60Hz
- ⊗ CE/ROHS COMPLIANT
- ⊗ I=6LED II=30LED

Contents :



1. 30+6 LED

RECHARGEABLE WORKING

LAMP X 1PC.



2. AC ADAPTOR X 1PC.



3. DC CAR CHARGER X 1PC.

Reference	Charger	Suitable Country	BOX/CTN
9TA23A	CE	European, America & Asia	1 / 8



Optional Model of Charger :



CE



UL

Piston Ring Compressor

9AC

⊗ The square adjustment key wrench forces the rings into the grooves and clutch controls prevent them from expanding.

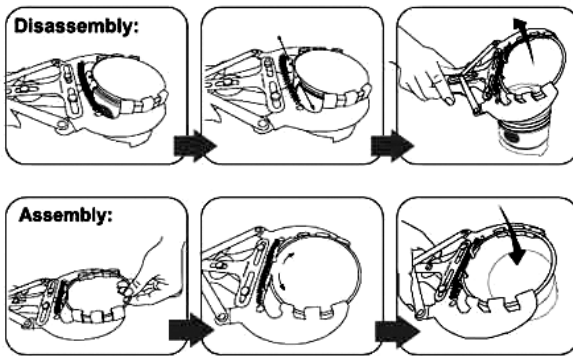
Reference	L1		∅		Wt.(g)	BOX/CTN
	(mm)	(inch)	(mm)	(inch)		
9AC125-32	80	3-1/4	57~125	2-1/4~5	260	1/60
9AC125-40	100	4	57~125	2-1/4~5	280	1/60
9AC175-32	80	3-1/4	90~175	3-1/2~7	300	1/60
9AC175-40	100	4	90~175	3-1/2~7	320	1/60
9AC175-66	165	6-3/4	90~175	3-1/2~7	530	1/40




Piston Ring Pliers

9AP

- ⊗ Special Steel
- ⊗ Nickle Plated
- ⊗ For removing and mounting piston rings



Reference	Length		Capacity (mm)	Wt.(g)	BOX/CTN
	(mm)	(inch)			
9AP100	212	8-11/32	50~100	323	12 / 48
9AP120	227	8-15/16	80~120	354	12 / 48
9AP160	253	9-61/64	110~160	458	12 / 48



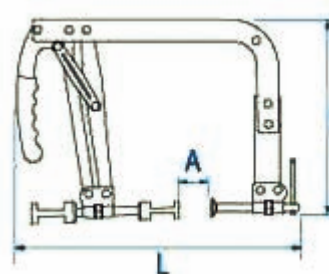
5 PC. Valve Spring Compressor Set

9AH025

- ⊗ Suitable for use on large engines & diesel engines.
- ⊗ Capacity: 35~140mm
- ⊗ Unique direct action compressor lever gives improved visibility & ease of use in areas of difficult access. Dual size in 25 and 30mm adapter.



Reference	A(mm)	B (mm)	L(mm)	Wt.(g)	BOX/CTN
9AH025	35~140	280	390	2680	1/5



UNIQTORKTM

TOOLS, SOCKETS & ACCESSORIES

EVEREST
QUALITY TOOLS

SMITH
QUALITY TOOLS

MULTITEC[®]
WIRE STRIPPER & CUTTERS

dt
DAYTON[®]

CROMWELL[®]

GEDORE

Norbar
Norbar Torque Tools

ToyoTM

Mitutoyo

TOHNICHI

KING TONY

SUMAKE[®]

GROZ
tools to trust

STANLEY[®]

Jainson

KRISTEEL - Shinwa[®]

Unique Industrial Product Suppliers

#110, Broadway, Chennai-108.

email : uniqueman_99@yahoo.com web : www.toolsunique.com

Tel : 25389458 / 25394599 Fax : +91 44 25396954




2014 Catalog and Price List



IT'S GOOD TO BE THE KING.

King Tony America



Who We Are

King Tony America: Professionals in 115 countries around the world recognize the King Tony name as being synonymous with high quality hand and air tools and in 2007, King Tony brought their brand and quality to the United States and Canada. Since 1984, King Tony has been making hand tools of world class quality that meet the needs of professionals in both automotive and industrial applications. Our tools meet or exceed the toughest standard in the US, Europe or Asia and our factories are all ISO certified to assure our customers that they will never regret their purchase of a King Tony product.

What We Offer

King Tony America offers three brands in North America: KT Pro Tools, our highly polished chrome mechanics and maintenance tools. Mighty-Seven (M7), a uniquely engineered line of air tools, and the King Tony brand of pliers, screwdrivers and automotive specialty tools. All three brands share the King Tony global commitment to quality, service and satisfaction that has made King Tony one of the largest privately held hand and air tool manufacturers in the world.

Why King Tony

Whether you need socket sets or torque wrenches, pliers or an air sander, we invite you to browse our website and catalog and compare our low pricing to that of other quality tools. If you make your living using high quality tools you will find that you don't need to mortgage your future to own King Tony products. Feel free to order directly from our website (your order will be fulfilled by our nearest stocking distributor) or, if you are a distributor, give us a call and we will discuss the advantages of stocking products from King Tony America.



It's Good to be the King!

GRIPSTRIP™ Technology

The latest innovation in socket tool technology is here with our new patented rubber strip. This feature offers several advantages over all other socket tools supplied in the industry today.

The material in our GRIPSTRIP™ is chemical resistant and easy to clean. The socket design incorporates the GRIPSTRIP™ into the socket to provide just enough surface variation without interfering with the socket function.

The color coded GRIPSTRIP™ easily identifies the SAE Red and Metric Blue sockets. The ergonomic benefit of a no-slip grip, easy to turn. Easy on and off applications. This enhanced gripping capability gives the user the ease of use when oils and chemicals are present.

This new technology is available on all 3/8", 1/2", 3/4" and 1" drive sockets. This combined with our larger markings makes this line of sockets the most user friendly and innovative product available in the industry today.

GRIPSTRIP™ is a patented technology of the King Tony Tool Co Ltd., protected under patent number 7987748.



Warranty Policy



King Tony America offers a Limited Lifetime Warranty, limited to the repair or replacement or equivalent, for the non-powered hand tools and accessories found to be defective in workmanship or materials within the useful life of the tool. Any repair or replacement of the tool based upon this warranty shall be approved by an authorized King Tony America representative. This warranty applies to the tools supplied by King Tony America.

King Tony America reserves the right to conduct inspection of the product to determine if the product is covered under warranty. The reasonable useful life of the tool, degree of material wear or degradation, will be taken into consideration to evaluate if the tool is qualified for any repair or replacement. This warranty does not apply to any product which has been misused, abused or altered in any way.

All implied warranties, including but not limited to, the implied warranties for merchantability or fitness for a particular purpose are hereby specifically excluded.

In no event shall King Tony America be liable for consequential, incidental, or specific damages resulting from or in any manner related to the product, its design, use or any inability to use the same. The sole and exclusive remedy with respect to a defective product shall be the repair, or replacement of the tool.

King Tony and KT PRO torque tools, Mighty Seven air tools and accessories are covered under a separate one year warranty program.

Contact information:

KING TONY AMERICA

2432 Peck Road, City of Industry, CA 90601

Toll Free 877.708.6657

Tel 562.699.3190

Fax 562.699.3195

sales@kingtonyamerica.com



IT'S GOOD TO BE THE KING.

Table of Contents

KT PRO & KING TONY BRAND

Socket Sets 10

1/4" Drive Socket Sets	11
3/8" Drive Socket Sets	12
1/2" Drive Socket Sets	13
3/4" Drive Socket Sets	14
1" Drive Socket Sets	15
1/4" Socket Rail Sets	16
3/8" Socket Rail Sets	16
1/2" Socket Rail Sets	17

Sockets, Ratchets & Accessories 19

1/4" Drive Sockets	20
1/4" Drive Ratchets	22
1/4" Drive Accessories	24
3/8" Drive Sockets	26
3/8" Drive Ratchets	30
3/8" Drive Accessories	32
1/2" Drive Sockets	33
1/2" Drive Ratchets	39
1/2" Drive Accessories	41
3/4" Drive Sockets	44
3/4" Drive Ratchets	45
3/4" Drive Accessories	45
1" Drive Sockets	46
1" Drive Ratchets	46
1" Drive Accessories	46

Impact Socket Sets & Sockets & Accessories 47

3/8" Drive Impact Socket Sets	48
1/2" Drive Impact Socket Sets	48

3/4" Drive Impact Socket Sets	49
1" Drive Impact Socket Sets	49
3/8" Drive Impact Socket	50
3/8" Drive Impact Accessories	52
1/2" Drive Impact Socket	53
1/2" Drive Impact Accessories	56
1/2" Drive Impact Universal Sockets & Sets	57
1/2" Drive Impact Bit Sockets	58
3/4" Drive Impact Sockets	59
3/4" Drive Impact Bit Sockets	61
3/4" Drive Impact Accessories	62
1" Drive Impact Sockets	63
1" Drive Impact Accessories	65
1-1/2" Drive Impact Sockets	66
Bearing Locknut Sockets	67

Wrench Sets & Wrenches 68

Combination Wrench Sets	69
Box End Wrench Sets	72
Flare Nut Wrench Sets	72
Speed Wrench Sets	72
Combination Wrenches	76
Open End Wrenches	78
Flare Nut Wrenches	78
Box End Wrenches	79
Adjustable Wrenches	80
Special Purpose Wrenches	80
Speed Wrenches	81
Bits & Adaptors for Speed Wrenches	81

Torque Tools 83

Torque Wrenches	84
Torque Screwdriver	86
Torque Multiplier	86
Interchangeable Torque Wrench Set	87

Screwdriver Sets & Screwdrivers 88

Screwdrivers	89
Screwdriver Sets	90
Insulated Screwdrivers	92
Insulated Screwdriver Sets	92
Precision Screwdrivers	93
Precision Screwdriver Sets	94
Nut Spinners	95
Power Bits / Screwdriver Bits	96
Bits & Bit Sets	97
Power Bits	99
Hex Key	100
Hex Key Sets	100
Ball Hex Key	101
Ball Hex Key Sets	101
Star & L-Wrenches	102
Star & L-Wrench Sets	102

Pliers & Snips 103

Combination Pliers	104
Diagonal Cutting Nippers	104
Long & Bent Nose Pliers	105
End Cutting Pliers	105

Continued on the next page

Table of Contents continued

Slip Joint Pliers 106

Stripping Pliers 106

Groove Joint Pliers 106

Circlip Pliers 107

Insulated Pliers 108

Adjustable Locking Pliers 109

C-Clamp Grip Pliers 109

Miniature Long Nose Pliers 110

Circlip Plier Sets 110

European Type Pliers Set 110

Steel Strap Cutter 111

Aviation Tin Snips 111

Offset Tin Snips 112

Figure Tin Snips 112

Straight Pattern Snips 113

Duckbill Circular Pattern Snips 113

Bolt Cutters 113

Crimping Tools 114

Gear Pullers 114

Striking Tools 115

Punches 116

Pin Punch Sets 116

Second Cut Files 117

Second Cut File Handles 117

Flat Chisel Set 117

Tool Chests & Roll Cabinets 119

Portable Chests 120

Roll Cabinets 121

Tool Carts 122

Tool Cabinets Accessories 122

Auto Tools 123

Engine Series 124

Undercar Series 128

MIGHTY SEVEN BRAND

Air Impact Wrenches & Sets 134

Air Ratchet Wrenches & Sets 150

Air Die Grinders 154

Air Angle Grinders 157

Air Cut-Off Tool & Belt Sanders 161

Air Sanders 164

Air Shears 171

Air Saws 172

Air Drills 173

Air Screwdrivers 180

Spring Balancers 185

Air Scalars 186

Air Hammers & Sets 188

Air Grease Guns 190

Air Blow Guns 192

Digital Tire Inflators 195

Air Windshield Remover 196

Fluid Extractor 196

Air Surface Cleaning Tool & Set 197

Air Brush 197

Air Powered Brake Caliper
Wind Back Tool Set 198

Mini Impact Socket Sets 199

Filter, Regulator, Lubricator 201

Air Hose Reel 202

Air Adaptors & Couplers 204

Mobile Cabinets & Tray Sets 205

After Market Support 207



Display Options



Tools not included as shown

PB2432

Peg Board \$70.00

24"W X 32"H

HK0014

Peg Hook \$2.00

4"



B87105

Screwdriver Shelf \$202.40

Product not included as shown



91408

1" Drive Socket Page Board Hook

\$3.00



B87103

Socket Metal Shelf \$225.00

Product not included as shown

Display Options



ADVT-12KP

Banner

48"W X 24"H



ADVT-22KP

Head Board Signage

24"W X 8"H

B87331

Floor Display \$865.00

SIZE : Overall size H 79-15/16" x W 20-1/8" x D 41-9/32"

Holds up to 10 tool sets

Easy to assemble

Works with a wide variety of sets

All steel construction

All hardware included

Product not included as shown



Display Options



AD-306

Counter Desk Display \$166.00

SIZE: 11-13/16"W x 5-1/2"D x 13-3/8"
(with three sets adaPtor)

Product not included as shown

AD-3503

**L Type Hook Set For
Display Board \$17.00**

3PCS=SY-231M+AD-3523+AD-351



AD-351

**L Type Hook For Display
Board \$6.00**



AD-305-41

**L Type Hook For Tower
Display \$6.00**



AD-3603

**L Type Hook Set
For Tower Display
\$17.00**

(3PCS=SY-231M+AD-3523+AD-305-41)



AD-308

**Tower Display
\$660.00**

SIZE: 29"W x 78"H

Product not included as shown



Socket Sets



SAE & Metric

6 & 12 Points

1/4", 3/8", 1/2", 3/4", 1" DRIVE

Socket Sets, Socket Rail Sets

Custom

Tool kits in plastic or metal boxes

Durability

Independent side locks and quality polymer case

Versatility

Tool boxes molded to each set and parts. Easy to store.



IT'S GOOD TO BE THE KING.

1/4" Drive Socket Sets

SAE A2503SR 27Pc. Socket Set 6Pt \$111.30

1/4" Drive Standard Sockets 6Pt. 3/16", 7/32", 1/4", 9/32", 5/16", 11/32", 3/8", 7/16", 1/2", 9/16"
 Deep Sockets 6Pt. 3/16", 7/32", 1/4", 9/32", 5/16", 11/32", 3/8, 7/16", 1/2", 9/16"
 Adapter 1/4" Fx3/8"M
 Universal Joint 1-1/2"
 Flexible Head 5"
 Reversible Ratchet 5/1/2"
 Spinner Handle 6"
 Extension Bars 2" and 4"
 1.70 LBS



Metric A2503MR 27Pc. Socket Set 6Pt \$111.30

1/4" Drive Standard Sockets 6Pt. 5, 6, 7, 8, 9, 10, 11, 12, 13, 14mm
 Deep Sockets 6Pt. 5, 6, 7, 8, 9, 10, 11, 12, 13, 14mm
 Adapter 1/4" Fx3/8"M
 Universal Joint 1-1/2"
 Flexible Head 5"
 Reversible Ratchet 5/1/2"
 Spinner Handle 6"
 Extension Bars 2" and 4"
 1.70 LBS

SAE+ Metric A2505CR

44Pc. Socket Set 6Pt \$138.98



1/4" Drive Standard Sockets 6Pt. 3/16", 7/32", 1/4", 9/32", 5/16", 11/32", 3/8", 7/16", 1/2", 9/16"
 Standard Sockets 6Pt. 4, 5, 5.5, 6, 7, 8, 9, 10, 11, 12, 13, 14, 15mm
 Deep Sockets 6Pt. 1/4", 9/32", 5/16", 11/32", 3/8", 7/16", 1/2", 9/16"
 Deep Sockets 6Pt. 6, 7, 8, 9, 10, 11, 12, 13, 14, 15mm
 Reversible Ratchet 5-1/2"
 Extension Bars 2" and 6"
 4.09 LBS

SAE A2504SR 18Pc. Socket Set 6+8Pt \$78.95

1/4" Drive Standard Sockets 5/32", 3/16", 7/32", 1/4", 9/32", 5/16", 11/32", 3/8", 7/16", 1/2"
 Standard sockets 8Pt. 5/16", 3/8"
 Reversible Ratchet 5-1/2"
 Flexible Head 5"
 Sliding T-handle 4-1/2"
 Extension Bars 2" and 4"
 Universal Joint 1-1/2"
 2.03 LBS



Metric A2504MR 18Pc. Socket Set 6+8Pt \$78.95

1/4" Drive Standard Sockets 4, 4.5, 5, 6, 7, 8, 9, 10, 11, 12 mm
 Standard sockets 8Pt. 8, 10mm
 Reversible Ratchet 5-1/2"
 Flexible Head 5"
 Sliding T-handle 4-1/2"
 Extension Bars 2" and 4"
 Universal Joint 1-1/2"
 2.03 LBS



1/4" + 3/8" Drive Socket Set

SAE + Metric A5001CR 39Pc. Socket Set 6+12Pt \$157.63

1/4" Drive Standard Sockets 6Pt. 3/16", 7/32", 1/4", 9/32", 5/16", 11/32", 3/8", 7/16", 1/2"
 1/4" Drive Standard Sockets 6Pt. 4.5, 5, 6, 7, 8, 9, 10, 11, 12mm
 3/8" Drive Standard Sockets 12Pt. 3/8", 7/16", 1/2", 9/16", 5/8", 11/16", 3/4"
 3/8" Drive Standard Sockets 12Pt. 9, 10, 11, 12, 13, 14, 16, 17, 19mm
 Adapter 3/8" Fx1/4" M
 Spark Plug 13/16"
 Reversible Ratchet 8"
 Extension Bar 3"
 Spinner Handle 6"
 5.73 LBS



3/8" Drive Socket Sets



SAE
A3504SR

\$90.48

3/8" Drive Standard Sockets
6Pt. 3/8", 7/16", 1/2", 9/16",
5/8", 11/16", 3/4", 13/16",
7/8", 1"
Adapter 3/8"Fx1/2"M
Universal Joint 2"
Reversible Ratchet 8"
Extension Bars 3" and 6"
3.96 LBS

15Pc. Socket Set 6Pt



Metric
A3504MR

\$90.48

3/8" Drive Standard Sockets
6Pt. 9, 10, 11, 12, 13, 14, 15,
16, 17, 19mm
Adapter 3/8"Fx1/2"M
Universal Joint 2"
Reversible Ratchet 8"
Extension Bars 3" and 6"
4.62 LBS

47Pc. Socket Sets



SAE
A3004SR

\$93.88

3/8" Drive Standard Sockets
12Pt. 3/8", 7/16", 1/2", 9/16",
5/8", 11/16", 3/4", 13/16",
7/8", 1"
Adapter 3/8"Fx1/2"M
Universal Joint 2"
Reversible Ratchet 8"
Extension Bars 3" and 6"
3.96 LBS

15Pc. Socket Set 12Pt



Metric
A3004MR

\$93.88

3/8" Drive Standard Sockets
12Pt. 9, 10, 11, 12, 13, 14, 15,
16, 17, 19mm
Adapter 3/8"Fx1/2"M
Universal Joint 2"
Reversible Ratchet 8"
Extension Bars 3" and 6"
4.62 LBS

12Pt SAE + Metric
A3005CR **\$244.30**

3/8" Drive Standard Sockets 12Pt.
12Pt. 1/4", 5/16", 3/8", 7/16", 1/2", 9/16", 5/8",
11/16", 3/4", 13/16", 7/8"
Standard Sockets 12Pt. 6, 7, 8, 9, 10, 11, 12, 13, 14,
15, 16, 17, 18, 19mm
Deep Sockets 12Pt. 3/8", 7/16", 1/2", 9/16", 5/8",
11/16", 3/4", 13/16", 7/8"
Deep Sockets 12Pt. 10, 11, 12, 13, 14, 15, 16, 17,
18, 19mm
Reversible Ratchet 8"
Extension Bars 3" and 6"
8.77 LBS

SAE
A3005SR

\$145.44

3/8" Drive Standard Sockets
12Pt. 1/4", 5/16", 11/32",
3/8", 7/16", 15/32", 1/2",
9/16", 19/32", 5/8", 11/16",
3/4", 13/16"
Deep Sockets 6Pt. 5/16",
3/8", 7/16", 1/2", 9/16", 5/8",
11/16", 3/4", 13/16"
Reversible Ratchet 8"
Extension Bar 3"
Adapter 3/8"Fx1/4"M
Universal Joint 2"
5.73 LBS

26Pc. Socket Set 6+12Pt



Metric
A3005MR

\$145.44

3/8" Drive Standard Sockets
12Pt. 7, 8, 9, 10, 11, 12, 13,
14, 15, 16, 17, 18, 19mm
Deep Sockets 6Pt. 8, 10, 11,
12, 13, 14, 16, 17, 19mm
Reversible Ratchet 8"
Extension Bar 3"
Adapter 3/8"Fx1/4"M
Universal Joint 2"
5.73 LBS

6Pt SAE+Metric
A3505CR **\$244.30**

3/8" Drive Standard Sockets 6Pt.
6Pt. 1/4", 5/16", 3/8", 7/16", 1/2", 9/16", 5/8",
11/16", 3/4", 13/16", 7/8",
Standard Sockets 6Pt. 6, 7, 8, 9, 10, 11, 12, 13, 14,
15, 16, 17, 18, 19mm
Deep Sockets 6Pt. 3/8", 7/16", 1/2", 9/16", 5/8",
11/16", 3/4", 13/16", 7/8"
Deep Sockets 6Pt. 10, 11, 12, 13, 14, 15, 16, 17,
18, 19mm
Reversible Ratchet 8"
Extension Bars 3" and 6"
8.77 LBS



SAE+ Metric
A3006CR

\$185.75

36Pc. Socket Set 6Pt

3/8" Drive Standard Sockets
12Pt. 1/4", 5/16", 11/32", 3/8", 7/16", 15/32", 1/2",
9/16", 19/32", 5/8", 11/16", 3/4", 13/16", 7/8"
Standard Sockets 12Pt. 6, 7, 8, 9, 10, 11, 12, 13, 14,
15, 16, 17, 19, 20, 21, 22mm
Reversible Ratchet 8"
Flexible Head 8-1/2"
Sliding T-Handle 8"
Extension Bars 3" and 6"
Universal Joint 2"
6.17 LBS



1/2" Drive Socket Sets

**SAE
A4503SR**

\$174.52

1/2" Drive Standard Sockets
6Pt. 3/8", 7/16", 1/2", 9/16",
5/8", 11/16", 3/4", 13/16",
7/8", 15/16", 1", 1-1/16",
1-1/8"
Adapter 1/2"Fx3/8"M
Universal Joint 3"
Reversible Ratchet 10"
Flexible Head 15"
Extension Bars 5" and 10"
9.02 LBS

19Pc. Socket Set 6Pt



**Metric
A4503MR**

\$174.52

1/2" Drive Standard Sockets
6Pt. 10, 11, 12, 13, 14, 15, 16,
17, 19, 21, 22, 24, 27mm
Adapter 1/2"Fx3/8"M
Universal Joint 3"
Reversible Ratchet 10"
Flexible Head 15"
Extension Bars 5" and 10"
9.02 LBS

47Pc. Socket Sets



**SAE
A4003SR**

\$182.69

1/2" Drive Standard Sockets
6Pt. 10, 11, 12, 13, 14, 15, 16,
17, 19, 21, 22, 24, 27mm
Adapter 1/2"Fx3/8"M
Universal Joint 3"
Reversible Ratchet 10"
Flexible Head 15"
Extension Bars 5" and 10"
9.02 LBS

19Pc. Socket Set 12Pt



**Metric
A4003MR**

\$182.69

1/2" Drive Standard Sockets
12Pt. 10, 11, 12, 13, 14, 15,
16, 17, 19, 21, 22, 24, 27mm
Adapter 1/2"Fx3/8"M
Universal Joint 3"
Reversible Ratchet 10"
Flexible Head 15"
Extension Bars 5" and 10"
9.02 LBS

**6Pt SAE+Metric
A4505CR**

\$348.62

1/2" Drive Standard Sockets
6Pt. 1/2", 9/16", 5/8", 11/16", 3/4", 13/16", 7/8",
15/16", 1", 1-1/16", 1-1/8"
Standard Sockets 6Pt. 10, 11, 12, 13, 14, 15, 16, 17,
18, 19, 20, 21, 22, 23, 24mm
Deep Sockets 6Pt. 1/2", 9/16", 5/8", 11/16", 3/4",
13/16", 7/8", 15/16"
Deep Sockets 6Pt. 10, 11, 12, 13, 14, 15, 16, 17,
18, 19mm
Reversible Ratchet 10"
Extension Bars 2" and 5"
14.02 LBS

43Pc. Set - 6Pt

**SAE+Metric
A4504CR**

\$348.62

1/2" Drive Standard Sockets
6Pt. 3/8", 7/16", 1/2", 9/16",
5/8", 11/16", 3/4", 13/16",
7/8", 15/16", 1", 1-1/8",
1-3/16", 1-1/4"
Standard Sockets 6Pt. 8, 9,
10, 11, 12, 13, 14, 15, 16, 17,
18, 19, 20, 21, 22, 23, 24, 25,
26, 27, 28, 30, 32mm
Reversible Ratchet 10"
Adjustable Handle 11-1/2"
L-handle 12-1/2"
Sliding T-Handle 10"
Extension Bar 2"
Universal Joint 3"
6.17 LBS

43Pc. Socket Sets



43Pc. Set - 12Pt

**SAE+Metric
A4004CR**

\$351.30

1/2" Drive Standard Sockets
5/8", 11/16", 3/4", 13/16",
7/8", 15/16", 1", 1-1/8",
1-3/16", 1-1/4"
Standard Sockets 12Pt. 8, 9,
10, 11, 12, 13, 14, 15, 16, 17,
18, 19, 20, 21, 22, 23, 24, 25,
26, 27, 28, 30, 32mm
Reversible Ratchet 10"
Adjustable Handle 11-1/2"
L-handle 12-1/2"
Sliding T-Handle 10"
Extension Bar 2"
Universal Joint 3"
6.17 LBS

**12Pt SAE+Metric
A4005CR**

\$332.07

1/2" Drive Standard Sockets
12Pt. 1/2", 9/16", 5/8", 11/16", 3/4", 13/16", 7/8",
15/16", 1", 1-1/16", 1-1/8"
Standard Sockets 12Pt. 10, 11, 12, 13, 14, 15, 16,
17, 18, 19, 20, 21, 22, 23, 24mm
Deep Sockets 12Pt. 1/2", 9/16", 5/8", 11/16", 3/4",
13/16", 7/8", 15/16"
Deep Sockets 12Pt. 10, 11, 12, 13, 14, 15, 16, 17,
18, 19mm
Reversible Ratchet 10"
Extension Bars 2" and 5"
14.02 LBS



3/4" Drive Socket Sets - METAL CASES INCLUDED



20Pc. Socket Set 12Pt

37.26 LBS **\$523.30**



SAE
A6001SR

3/4" Drive Standard Sockets
(case not shown)
12Pt. 7/8", 15/16", 1",
1-1/16", 1-1/8", 1-1/4",
1-5/16", 1-3/8", 1-7/16",
1-1/2", 1-5/8", 1-3/4",
1-13/16", 1-7/8", 2"
Reversible Ratchet 20"
Universal Joint 4-1/4"
Extension Bars 8" and 16"
Sliding T-handle 20"

22Pc. Socket Set 12Pt

34.18 LBS **\$512.64**



Metric
A6004MR

3/4" Drive Standard Sockets
(case not shown)
112Pt. 21, 22, 23, 24, 26, 27,
28, 29, 30, 32, 35, 36, 38, 41,
42, 46, 50mm
Reversible Ratchet 20"
Universal Joint 4-1/4"
Extension Bars 4" and 8"
Sliding T-handle 20"

28Pc. Socket Set 12Pt

55.13 LBS **\$772.80**



SAE
A6002SR

3/4" Drive Standard Sockets
(case not shown)
112Pt. 7/8", 15/16", 1",
1-1/16", 1-1/8", 1-3/16",
1-1/4", 1-5/16", 1-3/8",
1-7/16", 1-1/2", 1-9/16",
1-5/8", 1-11/16", 1-3/4",
1-13/16", 1-7/8", 2", 2-1/8",
2-3/16", 2-1/4", 2-3/8"
Reversible Ratchet 20"
Universal Joint 4-1/4"
Extension Bars 4", 8" and 16"
Sliding T-handle 20"

23Pc. Socket Set 6Pt

37.31 LBS **\$545.51**



Metric
A6301MR

3/4" Drive Standard Sockets
(case not shown)
112Pt. 21, 22, 23, 24, 26, 27,
28, 29, 30, 32, 35, 36, 38, 41,
42, 46, 50mm
Reversible Ratchet 20"
Universal Joint 4-1/4"
Extension Bars 4" and 8"
Sliding T-handle 20"

21Pc. Socket Set 12Pt

39.83 LBS **\$598.50**



SAE
A6005SR

3/4" Drive Standard Sockets
(case not shown)
112Pt. 7/8", 15/16", 1",
1-1/16", 1-1/8", 1-3/16",
1-5/16", 1-7/16", 1-1/2",
1-9/16", 1-5/8", 1-13/16",
1-7/8", 2"
Flexible Handle 18"
Reversible Ratchet 20"
Universal Joint 4-1/4"
Extension Bars 4", 8" and 16"
Sliding T-handle 20"

20Pc. Socket Set 6Pt

29.99 LBS **\$424.42**



Metric
A6501MR

3/4" Drive Standard Sockets
(case not shown)
6Pt. 22, 23, 24, 25, 26, 27, 28,
29, 30, 32, 35, 36, 38, 41, 42,
46, 50mm
Reversible Ratchet 20"
Extension Bars 4" and 8"

19Pc. Socket Set 12Pt

29.33 LBS **\$413.63**



Metric
A6003MR

3/4" Drive Standard Sockets
(case not shown)
112Pt. 22, 23, 24, 26, 27, 28,
29, 30, 32, 35, 36, 38, 41, 42,
46, 50mm
Reversible Ratchet 20"
Extension Bars 4" and 8"

28Pc. Socket Set 6Pt

50.05 LBS **\$714.20**



Metric
A6502MR

3/4" Drive Standard Sockets
(case not shown)
6Pt. 21, 22, 23, 24, 25, 26,
27, 28, 29, 30, 31, 32, 35, 36,
38, 41, 42, 46, 50, 54, 55, 58,
60mm
Reversible Ratchet 20"
Universal Joint 4-1/4"
Extension Bars 4" and 8"
Sliding T-handle 20"

1" Drive Socket Sets - METAL CASES INCLUDED



14Pc. Socket Set 12Pt

75.19 LBS **\$917.96**



SAE
A8003SR

1" Drive Standard Sockets
12Pt. 1-7/16", 1-1/2", 1-11/16",
1-7/8", 2", 2-1/4", 2-3/8",
2-5/8", 2-15/16", 3-1/8"
Reversible Ratchet 32"
Extension Bars 8" and 16"
Sliding T-handle 25"

21Pc. Socket Set 12Pt

98.56 LBS **\$1,497.76**



Metric
A8001MR

1" Drive Standard Sockets
12Pt. 36, 38, 41, 46, 50, 54,
55, 58, 60, 63, 65, 67, 70, 71,
75, 77, 80mm
Reversible Ratchet 32"
Extension Bars 8" and 16"
Sliding T-handle 25"



27Pc. Socket Set 12Pt

123.69 LBS **\$1,908.96**



SAE
A8004SR

1" Drive Standard Sockets
12Pt. 1-1/2", 1-5/8",
1-11/16", 1-3/4", 1-13/16",
1-7/8", 1-15/16", 2", 2-1/8",
2-3/16", 2-1/4", 2-5/16",
2-3/8", 2-7/16", 2-1/2",
2-9/16", 2-5/8", 2-3/4",
2-13/16", 2-15/16", 3", 3-1/8"
Flexible Handle 23"
Reversible Ratchet 32"
Extension Bars 8" and 16"
Sliding T-handle 25"

(NSN#5120-00-081-2309)

12Pc. Socket Set 12Pt

59.98 LBS **\$829.75**



Metric
A8002MR

1" Drive Standard Sockets
12Pt. 36, 41, 46, 50, 55, 60,
65, 70, 75, 80mm
Reversible Ratchet 32"
Extension Bar 8"



1/4" Drive Socket Rail Sets



SAE
A2501SR

\$23.55

10Pc. Socket Set 6Pt

1/4" Drive Standard Sockets
6Pt. 3/16", 7/32", 1/4", 9/32", 5/16", 11/32",
3/8", 7/16", 1/2", 9/16"
0.48 LBS



Metric
A2501MR

\$23.55

10Pc. Socket Set 6Pt

1/4" Drive Standard Sockets
6Pt. 5, 6, 7, 8, 9, 10, 11, 12, 13, 14mm
0.48 LBS



SAE
A2502SR

\$36.32

10Pc. Socket Set 6Pt

1/4" Drive Standard Sockets
6Pt. 3/16", 7/32", 1/4", 9/32", 5/16",
11/32", 3/8", 7/16", 1/2", 9/16"
0.92 LBS



Metric
A2502MR

\$36.32

10Pc. Socket Set 6Pt

1/4" Drive Standard Sockets
6Pt. 5, 6, 7, 8, 9, 10, 11, 12, 13, 14mm
0.92 LBS



3/8" Drive Socket Rail Sets

SAE
A3501SR

\$56.50

13Pc. Socket Set 6Pt

6Pt. 1/4", 5/16", 3/8", 7/16", 1/2", 9/16", 5/8", 11/16", 3/4",
13/16", 7/8", 15/16", 1"
1.10 LBS



Metric
A3501MR

\$56.50

13Pc. Sc. Socket Set 6Pt

3/8" Drive Standard Sockets
6Pt. 7, 8, 9, 10, 11, 12, 13, 14, 15, 16, 17, 18, 19mm
1.54 LBS



SAE
A3502SR

\$73.56

13Pc. Socket Set 6Pt

3/8" Drive Standard Sockets
6Pt. 1/4", 5/16", 3/8", 7/16", 1/2", 9/16", 5/8",
11/16", 3/4", 13/16", 7/8", 15/16", 1"
2.29 LBS



Metric
A3502MR

\$73.56

13Pc. Socket Set 6Pt

3/8" Drive Standard Sockets
6Pt. 7, 8, 9, 10, 11, 12, 13, 14, 15, 16, 17, 18, 19mm
2.29 LBS



3/8" Drive Socket Rail Sets

SAE
A3503SR
\$83.24

16Pc. Socket Set 6Pt

3/8" Drive Standard Sockets
6Pt 5/16", 3/8", 7/16", 1/2", 9/16",
5/8", 11/16", 3/4" 5/16", 3/8", 7/16",
1/2", 9/16", 5/8", 11/16", 3/4"
2.09 LBS



SAE
A3001SR
\$56.50

13Pc. Socket Set 12Pt

3/8" Drive Standard Sockets
12Pt. 1/4", 5/16", 3/8", 7/16", 1/2", 9/16", 5/8", 11/16",
3/4", 13/16", 7/8", 15/16", 1"
1.10 LBS



Metric
A3001MR
\$56.50

13Pc. Socket Set 12Pt

3/8" Drive Standard Sockets
12Pt. 7, 8, 9, 10, 11, 12, 13, 14, 15, 16, 17, 18, 19mm
1.54 LBS



SAE
A3002SR
\$73.56

13Pc. Socket Set 12Pt

3/8" Drive Standard Sockets
12Pt. 1/4", 5/16", 3/8", 7/16", 1/2", 9/16", 5/8", 11/16",
3/4", 13/16", 7/8", 15/16", 1"
2.29 LBS



Metric
A3002MR
\$73.56

13Pc. Socket Set 12Pt

3/8" Drive Standard Sockets
12Pt. 7, 8, 9, 10, 11, 12, 13, 14, 15, 16, 17, 18, 19mm
2.29 LBS



1/2" Drive Socket Sets



SAE
A4501SR
\$76.95

13Pc. Socket Set 6Pt

1/2" Drive Standard Sockets
6Pt. 3/8", 7/16", 1/2", 9/16", 5/8", 11/16", 3/4",
13/16", 7/8", 15/16", 1", 1-1/16", 1-1/8"
2.53 LBS



Metric
A4501MR
\$76.95

13Pc. Socket Set 6Pt

1/2" Drive Standard Sockets
6Pt. 10, 11, 12, 13, 14, 15, 16, 17, 19, 21, 22, 24, 27 mm
2.29 LBS



SAE
A4502SR
\$114.17

13Pc. Socket Set 6Pt

1/2" Drive Standard Sockets
6Pt. 3/8", 7/16", 1/2", 9/16", 5/8", 11/16", 3/4",
13/16", 7/8", 15/16", 1", 1-1/16", 1-1/8"
5.72 LBS



Metric
A4502MR
\$114.17

13Pc. Socket Set 6Pt

1/2" Drive Standard Sockets
6Pt. 10, 11, 12, 13, 14, 15, 16, 17, 19, 21, 22, 24, 27 mm
5.72 LBS



SAE
A4001SR
\$77.70

13Pc. Socket Set 12Pt

1/2" Drive Standard Sockets
12Pt. 3/8", 7/16", 1/2", 9/16", 5/8", 11/16", 3/4",
13/16", 7/8", 15/16", 1", 1-1/16", 1-1/8"
2.53 LBS



Metric
A4001MR
\$77.70

13Pc. Socket Set 12Pt

1/2" Drive Standard Sockets
12Pt. 10, 11, 12, 13, 14, 15, 16, 17, 19, 21, 22, 24, 27 mm
2.53 LBS



SAE
A4002SR
\$115.29

13Pc. Socket Set 12Pt

1/2" Drive Standard Sockets
12Pt. 3/8", 7/16", 1/2", 9/16", 5/8", 11/16", 3/4",
13/16", 7/8", 15/16", 1", 1-1/16", 1-1/8"
5.72 LBS



Metric
A4002MR
\$115.29

13Pc. Socket Set 12Pt

1/2" Drive Standard Sockets
12Pt. 10, 11, 12, 13, 14, 15, 16, 17, 19, 21, 22, 24, 27 mm
5.72 LBS



Sockets, Ratchets & Accessories

Precision

Manufactured to ANSI & DIN industrial standards

Durability

Quality chrome vanadium alloy steel. Precision heat treating for maximum strength

Visibility

Larger marking for easy size identification

Innovation

GRIPSTRIP™ ergonomic design. Identifying color for SAE and METRIC



SAE & Metric • 6, 8 & 12 Points • 1/4", 3/8", 1/2", 3/4", 1" DRIVE

High Polished Chrome & Satin Finish

Standard Sockets • Deep Sockets • Star Sockets • Deep Star Sockets
Universal Sockets • Bit Sockets • Spark Plug Sockets • Bit Sockets & Sets
Bit Holders • Ratchets & Ratchet Sets • Ratchet Repair Kits
Extension Bars • Spinners • Ratchets & Repair Kits • Accessories & Sets

1/4" Drive Sockets



C1210
1/4" Dr. Socket
SAE & METRIC 6Pt

1/4" Dr. Socket SAE 6Pt

Item	Size	LBS	\$
C1210S05	5/32"	0.02	2.26
C1210S06	3/16"	0.02	2.33
C1210S07	7/32"	0.02	2.33
C1210S08	1/4"	0.02	2.33
C1210S09	9/32"	0.02	2.33
C1210S10	5/16"	0.02	2.33
C1210S11	11/32"	0.03	2.71
C1210S12	3/8"	0.03	2.71
C1210S14	7/16"	0.04	2.78
C1210S15	15/32"	0.05	2.78
C1210S16	1/2"	0.05	2.78
C1210S18	9/16"	0.07	3.39

1/4" Dr. Socket METRIC 6Pt

Item	Size	LBS	\$
C1210M04	4MM	0.02	2.33
C1210M45	4.5MM	0.02	2.33
C1210M05	5MM	0.02	2.33
C1210M55	5.5MM	0.02	2.33
C1210M06	6MM	0.02	2.33
C1210M07	7MM	0.02	2.33
C1210M08	8MM	0.02	2.33
C1210M09	9MM	0.03	2.71
C1210M10	10MM	0.03	2.71
C1210M11	11MM	0.04	2.78
C1210M12	12MM	0.05	2.78
C1210M13	13MM	0.05	2.78
C1210M14	14MM	0.07	2.78
C1210M15	15MM	0.08	2.78



C1230
1/4" Dr. Deep Socket
SAE & METRIC 6Pt

1/4" Deep Socket SAE 6Pt

Item	Size	LBS	\$
C1230S05	5/32"	0.05	3.62
C1230S06	3/16"	0.05	3.62
C1230S07	7/32"	0.06	3.70
C1230S08	1/4"	0.06	3.70
C1230S09	9/32"	0.06	3.99
C1230S10	5/16"	0.06	3.99
C1230S11	11/32"	0.07	3.99
C1230S12	3/8"	0.07	4.06
C1230S14	7/16"	0.10	4.14
C1230S16	1/2"	0.12	4.22
C1230S18	9/16"	0.17	4.59

1/4" Deep Socket METRIC 6Pt

Item	Size	LBS	\$
C1230M04	4MM	0.04	3.62
C1230M45	4.5MM	0.05	3.62
C1230M05	5MM	0.05	3.62
C1230M55	5.5MM	0.05	3.70
C1230M06	6MM	0.05	3.70
C1230M07	7MM	0.05	3.99
C1230M08	8MM	0.05	3.99
C1230M09	9MM	0.06	3.99
C1230M10	10MM	0.08	4.06
C1230M11	11MM	0.10	4.14
C1230M12	12MM	0.12	4.14
C1230M13	13MM	0.12	4.22
C1230M14	14MM	0.15	4.59
C1230M15	15MM	0.17	4.59



C1250
1/4" Dr. Socket
SAE & METRIC
8Pt

1/4" Dr. Socket SAE 8Pt

Item	Size	LBS	\$
C1250S10	5/16"	0.03	5.57
C1250S12	3/8"	0.05	5.57

1/4" Dr. Socket METRIC 8Pt

Item	Size	LBS	\$
C1250M08	8MM	0.03	5.57
C1250M10	10MM	0.05	5.57

Many of these items are available with Hang Tags for 6% additional charge

1/4" Drive Star Sockets

2275M

1/4" Dr. Deep Star Socket 2" L Satin Finish



Item	Size	LBS	\$
227504M	E4	0.05	5.04
227505M	E5	0.05	5.04
227506M	E6	0.05	5.04
227507M	E7	0.05	5.04
227508M	E8	0.06	5.04

2375M

1/4" Dr. Star Socket 15/16" L Satin Finish



Item	Size	LBS	\$
237504M	E4	0.03	2.46
237505M	E5	0.04	2.46
237506M	E6	0.04	2.46
237507M	E7	0.04	2.46
237508M	E8	0.04	2.46

1/4" Drive Bit Sockets

2031

1/4" Dr. Phillips Bit Socket 1-29/64" L Satin Finish



Item	Size	LBS	\$
203101	#1	0.03	2.76
203102	#2	0.03	2.76
203103	#3	0.03	2.76
203104	#4	0.04	2.76

2032

1/4" Dr. Slotted Bit Socket 1-29/64" L Satin Finish



Item	Size	LBS	\$
203204	5/32"x1/32"	0.03	2.76
203208	5/16"x3/64"	0.03	2.76
203210	26/64x1/16"	0.03	2.76
203235	9/64"x1/64"	0.03	2.76
203255	7/32"x3/64"	0.04	2.76
203265	1/4"x3/64"	0.04	2.76

2033

1/4" Dr. Star Bit Socket 1-29/64" L Satin Finish



Item	Size	LBS	\$
203308	T8	0.03	2.89
203309	T9	0.03	2.89
203310	T10	0.03	2.89
203315	T15	0.03	2.89
203320	T20	0.03	2.89
203325	T25	0.03	2.89
203327	T27	0.03	2.89
203330	T30	0.03	2.89
203340	T40	0.03	2.89

2035

1/4" Dr. Hex Bit Socket 1-29/64" L Satin Finish



Item	Size	LBS	\$
203503	3MM	0.03	2.89
203504	4MM	0.03	2.89
203505	5MM	0.03	2.89
203506	6MM	0.03	2.89
203507	7MM	0.03	2.89
203508	8MM	0.03	2.89
203510	10MM	0.03	2.89

Many of these items are available with Hang Tags for 6% additional charge

1/4" Drive Bit Sockets



Item	Size	LBS	\$
C2211H02S	1/16"	0.02	6.44
C2211H25S	5/64"	0.03	6.44
C2211H03S	3/32"	0.03	6.44
C2211H35S	7/64"	0.03	6.44
C2211H04S	1/8"	0.03	6.44
C2211H45S	9/64"	0.03	6.44
C2211H05S	5/32"	0.03	6.44
C2211H06S	3/16"	0.03	6.44
C2211H07S	7/32"	0.03	6.44
C2211H08S	1/4"	0.04	6.44
C2211H10S	5/16"	0.04	6.44



Item	Size	LBS	\$
C2211U08	T8	0.03	7.83
C2211U09	T9	0.03	7.83
C2211U10	T10	0.03	7.83
C2211U15	T15	0.03	7.83
C2211U20	T20	0.03	7.83
C2211U25	T25	0.03	7.83
C2211U27	T27	0.03	7.91
C2211U30	T30	0.03	7.91
C2211U40	T40	0.04	7.91

1/4" Drive Ratchets



Item	Size	LBS	\$
C4261-55P	5-1/2"	0.28	31.84
C4261DK	Repair Kit	0.08	16.35



Item	Size	LBS	\$
C4269-55P	5-1/2"	0.35	24.95
C4269DK	Repair Kit	0.08	9.23



Many of these items are available with Hang Tags for 6% additional charge

1/4" Drive Ratchets

2755

1/4" Dr. Reversible Ratchet Round Head W/72 Teeth

- 5 Degree Gear Action which is 72 Teeth
- Polish Finished
- Rubber Handle

Item	Size	LBS	\$
2755-55G	5-1/2"	0.27	42.92
2755DK	Repair Kit	0.08	23.62



2752

1/4" Dr. Swivel Head Reversible Ratchet W/Quick Release+72 Teeth

- 5 Degree Gear Action which is 72 Teeth
- Polish Finished
- Rubber Handle

Item	Size	LBS	\$
2752-06G	6"	0.31	50.86
2752DK	Repair Kit	0.08	24.54

276A

1/4" Dr. Reversible Ratchet Round Head W/72 Teeth

- 5 Degree Gear Action which is 72 Teeth
- Polish Finished
- Rubber Handle

Item	Size	LBS	\$
276A-04G	4"	0.57	26.81
276ADK	Repair Kit	0.06	7.78



1/4" Drive Bit Socket Set



2515MR

1/4" 15Pc. Bit Socket and Mini Ratchet Set

1/4" Dr. Mini Bit Holder & Ratchet, item 276A-04G
 4" Length, polish finish, 5 degree gear action (72 teeth), rubber handle,
 1/4" Drive 6Pt sockets: 5, 5.5, 6, 7, 8MM,
 Phillips Bits: #1 & #2
 Star Bits: T10, T15, T20
 Hex Bits: H3, H4, H5, H6

0.57 LBS \$40.27

Many of these items are available with Hang Tags for 6% additional charge

1/4" Drive Accessories

C5220

1/4" Dr. Extension Bar



Item	Size	LBS	\$
C5220-02	2"	0.05	2.86
C5220-03	3"	1.08	3.70
C5220-04	4"	0.10	3.84
C5220-06	6"	0.15	5.36
C5220-10	10"	0.24	8.36
C5220-12	12"	0.29	9.57



C5241

1/4" Dr. Flexible Head



C5241DK

Item	Size	LBS	\$
C5241-05P	5"	0.19	11.37
C5241DK	Repair Kit	0.03	4.81

C5251

1/4" Dr. Sliding T-Handle



Item	Size	LBS	\$
C5241-45	4-1/2"	0.09	5.72

C5271

1/4" Dr. Universal Joint



Item	Size	LBS	\$
C5271	1-1/2"	0.04	6.63

C5283

1/4" Dr. Socket Adapter



Item	Size	LBS	\$
C5283	1/4"Fx3/8"M	0.04	2.67

C5214DF

1/4" Dr. Spinner Handle



Item	Size	LBS	\$
C5214DF	6"	0.06 LBS	7.39

1/4" Drive Socket Rails & Clips



8720 - 870422

1/4" Dr. Socket Rails & Clips

Item	Length		\$
8720	--	--	0.09
870306	160MM	6-1/64"	1.16
870208	200MM	7-7/8"	1.31
870422	560MM	22-3/64"	2.95



Sockets Not Included As Shown



Rail with Clips

Many of these items are available with Hang Tags for 6% additional charge

1/4" Drive Accessories



2223

**1/4" Dr. Offset
Extension Bar**

Item	Size	LBS	\$
2223-02	2"	0.05	4.42
2223-04	4"	0.10	5.10



2133DF

**1/4" Dr. Magnetic
Nut Spinner 12"**

Item	Size	LBS	\$
213312DF	12"	0.29	17.84



2311

**1/4" Dr. Flexible
Extension Bar**

Item	Size	LBS	\$
2311-06	6"	0.15	10.68
2311-12	12"	0.20	11.46
2311-18	18"	0.26	15.20



2177DF

**1/4" Dr. Spinner Handle
Rubber Handle**

Item	Size	LBS	\$
2177DF	12-1/4"	0.28	14.47



2178AE

**1/4" Dr. Spinner Handle
Polycarbonates Handle**

Item	Size	LBS	\$
2178AE	6"	0.17	6.44



2178TG

**1/4" Dr. Spinner
Handle T-Type**

Item	Size	LBS	\$
2178TG	6"	0.22	7.24

Many of these items are available with Hang Tags for 6% additional charge

3/8" Drive Sockets



C1310S
3/8" Dr. Socket
SAE 6Pt

3/8" Dr. Socket SAE 6Pt

Item	Size	LBS	\$
C1310S08	1/4"	0.06	4.01
C1310S10	5/16"	0.06	4.01
C1310S11	11/32"	0.06	4.01
C1310S12	3/8"	0.06	4.14
C1310S14	7/16"	0.06	4.14
C1310S15	15/32"	0.06	4.14
C1310S16	1/2"	0.07	4.31
C1310S18	9/16"	0.07	4.48
C1310S19	19/32"	0.09	4.48
C1310S20	5/8"	0.09	4.48
C1310S22	11/16"	0.11	4.68
C1310S24	3/4"	0.14	4.68
C1310S26	13/16"	0.17	5.33
C1310S28	7/8"	0.19	5.73
C1310S30	15/16"	0.32	6.46
C1310S32	1"	0.51	6.53



C1320S
3/8" Dr. Socket
SAE 12Pt

3/8" Dr. Socket SAE 12Pt

Item	Size	LBS	\$
C1320S08	1/4"	0.06	4.01
C1320S10	5/16"	0.06	4.01
C1320S11	11/32"	0.06	4.01
C1320S12	3/8"	0.06	4.14
C1320S14	7/16"	0.06	4.14
C1320S15	15/32"	0.06	4.14
C1320S16	1/2"	0.07	4.31
C1320S18	9/16"	0.07	4.48
C1320S19	19/32"	0.09	4.48
C1320S20	5/8"	0.09	4.48
C1320S22	11/16"	0.11	4.68
C1320S24	3/4"	0.14	4.68
C1320S26	13/16"	0.17	5.33
C1320S28	7/8"	0.19	5.73
C1320S30	15/16"	0.32	6.46
C1320S32	1"	0.51	6.53



C1310M
3/8" Dr. Socket
METRIC 6Pt

3/8" Dr. Socket METRIC 6Pt

Item	Size	LBS	\$
C1310M06	6MM	0.05	4.14
C1310M07	7MM	0.05	4.14
C1310M08	8MM	0.06	4.14
C1310M09	9MM	0.06	4.14
C1310M10	10MM	0.06	4.14
C1310M11	11MM	0.06	4.14
C1310M12	12MM	0.06	4.14
C1310M13	13MM	0.07	4.41
C1310M14	14MM	0.07	4.62
C1310M15	15MM	0.09	4.62
C1310M16	16MM	0.09	4.62
C1310M17	17MM	0.11	4.77
C1310M18	18MM	0.13	4.77
C1310M19	19MM	0.14	4.77
C1310M20	20MM	0.16	5.12
C1310M21	21MM	0.18	5.22
C1310M22	22MM	0.19	5.38
C1310M24	24MM	0.30	6.15



C1320M
3/8" Dr. Socket
METRIC 12Pt

3/8" Dr. Socket METRIC 12Pt

Item	Size	LBS	\$
C1320M06	6MM	0.05	4.14
C1320M07	7MM	0.05	4.14
C1320M08	8MM	0.06	4.14
C1320M09	9MM	0.06	4.14
C1320M10	10MM	0.06	4.14
C1320M11	11MM	0.06	4.14
C1320M12	12MM	0.06	4.14
C1320M13	13MM	0.07	4.41
C1320M14	14MM	0.07	4.62
C1320M15	15MM	0.09	4.62
C1320M16	16MM	0.09	4.62
C1320M17	17MM	0.11	4.77
C1320M18	18MM	0.13	4.77
C1320M19	19MM	0.14	4.77
C1320M20	20MM	0.16	5.12
C1320M21	21MM	0.18	5.22
C1320M22	22MM	0.19	5.38
C1320M24	24MM	0.30	6.15

Many of these items are available with Hang Tags for 6% additional charge

3/8" Drive Deep Sockets



C1330S
3/8" Dr. Deep
Socket SAE 6Pt

3/8" Dr. Deep Socket SAE 6Pt

Item	Size	LBS	\$
C1330S08	1/4"	0.11	5.67
C1330S10	5/16"	0.11	6.00
C1330S12	3/8"	0.13	6.03
C1330S14	7/16"	0.15	6.03
C1330S16	1/2"	0.15	6.03
C1330S18	9/16"	0.16	6.42
C1330S20	5/8"	0.19	6.62
C1330S22	11/16"	0.25	7.29
C1330S24	3/4"	0.27	7.71
C1330S26	13/16"	0.28	8.45
C1330S28	7/8"	0.28	9.24
C1330S30	15/16"	0.34	10.89
C1330S32	1"	0.34	12.05



C1340S
3/8" Dr. Deep
Socket SAE 12Pt

3/8" Dr. Deep Socket SAE 12Pt

Item	Size	LBS	\$
C1340S08	1/4"	0.11	5.67
C1340S10	5/16"	0.11	6.00
C1340S12	3/8"	0.13	6.03
C1340S14	7/16"	0.15	6.03
C1340S16	1/2"	0.15	6.03
C1340S18	9/16"	0.16	6.42
C1340S20	5/8"	0.19	6.62
C1340S22	11/16"	0.25	7.29
C1340S24	3/4"	0.27	7.71
C1340S26	13/16"	0.28	8.45
C1340S28	7/8"	0.28	9.24
C1340S30	15/16"	0.34	10.89
C1340S32	1"	0.34	12.05



C1330M
3/8" Dr. Deep
Socket METRIC 6Pt

3/8" Dr. Deep Socket METRIC 6Pt

Item	Size	LBS	\$
C1330M07	7MM	0.11	5.64
C1330M08	8MM	0.11	5.75
C1330M09	9MM	0.12	5.85
C1330M10	10MM	0.13	5.85
C1330M11	11MM	0.15	5.85
C1330M12	12MM	0.15	5.85
C1330M13	13MM	0.15	5.85
C1330M14	14MM	0.16	6.15
C1330M15	15MM	0.19	6.15
C1330M16	16MM	0.19	6.15
C1330M17	17MM	0.25	6.15
C1330M18	18MM	0.27	6.62
C1330M19	19MM	0.27	7.05
C1330M21	21MM	0.28	7.63
C1330M22	22MM	0.28	8.42
C1330M24	24MM	0.34	10.65



C1340M
3/8" Dr. Deep
Socket METRIC 12Pt

3/8" Dr. Deep Socket METRIC 12Pt

Item	Size	LBS	\$
C1340M07	7MM	0.11	5.75
C1340M08	8MM	0.11	5.75
C1340M09	9MM	0.12	5.85
C1340M10	10MM	0.13	5.85
C1340M11	11MM	0.15	5.85
C1340M12	12MM	0.15	5.85
C1340M13	13MM	0.15	5.85
C1340M14	14MM	0.16	6.15
C1340M15	15MM	0.19	6.15
C1340M16	16MM	0.19	6.15
C1340M17	17MM	0.25	6.15
C1340M18	18MM	0.27	6.62
C1340M19	19MM	0.27	7.05
C1340M20	20MM	0.28	7.60
C1340M21	21MM	0.28	7.63
C1340M22	22MM	0.28	8.42
C1340M24	24MM	0.34	10.65

Many of these items are available with Hang Tags for 6% additional charge



3/8" Drive Universal Sockets

3750S

3/8" Dr. Universal Socket SAE 12Pt Satin Finish



Item	Size	LBS	\$
375012S	3/8"	0.14	14.87
375014S	7/16"	0.14	14.87
375016S	1/2"	0.14	15.00
375018S	9/16"	0.14	15.00
375020S	5/8"	0.15	15.00
375022S	11/16"	0.17	15.00
375024S	3/4"	0.19	15.36

3750M

3/8" Dr. Socket METRIC 12Pt Satin Finish



Item	Size	LBS	\$
375010M	10MM	0.13	14.69
375011M	11MM	0.13	14.69
375012M	12MM	0.13	14.87
375013M	13MM	0.13	14.87
375014M	14MM	0.13	15.00
375015M	15MM	0.14	15.30
375016M	16MM	0.14	15.30
375017M	17MM	0.15	15.79
375018M	18MM	0.15	16.35
375019M	19MM	0.16	16.35

3/8" Drive Star Sockets

3375M

3/8" Dr. Star Socket 1-1/8" L Satin Finish



Item	Size	LBS	\$
337504M	E4	0.04	3.01
337505M	E5	0.04	3.01
337506M	E6	0.04	3.01
337507M	E7	0.05	3.01
337508M	E8	0.05	3.01
337510M	E10	0.05	3.01
337511M	E11	0.05	3.01
337512M	E12	0.06	3.01
337514M	E14	0.06	3.37
337516M	E16	0.09	3.68
337518M	E18	0.11	3.68

3275M

3/8" Dr. Deep Star Socket 2-1/2" L Satin Finish



Item	Size	LBS	\$
327504M	E4	0.10	8.89
327505M	E5	0.11	8.89
327506M	E6	0.11	8.89
327507M	E7	0.11	8.89
327508M	E8	0.12	8.89
327510M	E10	0.13	9.02
327511M	E11	0.13	9.02
327512M	E12	0.14	9.02
327514M	E14	0.15	9.37
327516M	E16	0.19	9.87
327518M	E18	0.20	10.68

3/8" Drive Bit Sockets

3021

3/8" Dr. Phillips Bit Socket 2" L Satin Finish



Item	Size	LBS	\$
302102	#2	0.08	3.24
302103	#3	0.08	3.24
302104	#4	0.08	3.24

3022

3/8" Dr. Slotted Bit Socket 2" L Satin Finish



Item	Size	LBS	\$
302205	13/64"x3/64"	0.08	3.24
302208	5/16"x3/64"	0.08	3.68
302210	25/64"x1/16"	0.08	3.92

Many of these items are available with Hang Tags for 6% additional charge

Star Bit Sockets

3023

3/8" Dr. Star Bit Socket 2"L Satin Finish



Item	Size	LBS	\$
302308	T8	0.06	3.56
302309	T9	0.06	3.56
302310	T10	0.06	3.24
302315	T15	0.06	3.24
302320	T20	0.07	3.24
302325	T25	0.07	3.24
302327	T27	0.08	3.24
302330	T30	0.08	3.24
302340	T40	0.09	3.24
302345	T45	0.09	3.68
302350	T50	0.09	3.68

3025

3/8" Dr. Hex Bit Socket 2"L Satin Finish



Item	Size	LBS	\$
302503	H3	0.09	4.06
302504	H4	0.09	4.06
302505	H5	0.09	4.06
302506	H6	0.09	4.06
302507	H7	0.09	4.48
302508	H8	0.09	4.48
302510	H10	0.09	4.48
302512	H12	0.09	4.84

3/8" Drive Accessories

3223

3/8" Dr. Offset Extension Bar 2"L Satin Finish



Item	Size	LBS	\$
3223-03	3"	0.17	5.64
3223-06	6"	0.32	7.79
3223-10	10"	0.53	11.59

3311

3/8" Dr. Flexible Extension Bar Satin Finish



Item	Size	LBS	\$
3311-06	6"	0.33	12.51
3311-12	12"	0.38	13.12

3/8" Drive Bit Sockets

3148

3/8" Dr. Bit Holder Satin Finish



Item	Size	LBS	\$
314808S	1/4"	0.07	5.28
314810S	5/16"	0.08	5.28
314810M	10MM	0.08	5.28

3105PR

5Pc. 3/8"+ 1/2" Dr. Ribe Bit Socket Rail Set Satin Finish

\$71.69

3/8" Drive Ribe Bit Sockets M7 and M8
1/2" Drive Bit Sockets M10, M12 and M13
1.65 LBS



Many of these items are available with Hang Tags for 6% additional charge

3/8" Drive Spark Plug Sockets



C13811 3/8" Dr. Spark Plug Socket 6Pt Rubber

Item	Size	LBS	\$
C13811-16	5/8"	0.22	5.20
C13811-21	13/16"	0.32	6.63

C13821

3/8" Dr. Spark Plug Socket 6Pt Magnet

Item	Size	LBS	\$
C13821-16	5/8"	0.23	10.48
C13821-21	13/16"	0.33	14.37



3/8" Drive Ratchets & Drive Bit Sockets

C4361 3/8" Dr. Reversible Ratchet Polish W/ Quick Release



Item	Size	LBS	\$
C4361-08P	8-1/2"	0.73	33.75
C4361DK	Repair Kit	0.19	16.04



C4369 3/8" Dr. Reversible Ratchet Polish



Item	Size	LBS	\$
C4369-08P	8"	0.73	33.75
C4369DK	Repair Kit	0.19	14.41



C4381 3/8" Dr. Flex Head Ratchet Polish W/ Quick Release



Item	Size	LBS	\$
C4381-11P	11"	0.95	57.72
C4381DK	Repair Kit	0.19	16.35



C2311H 3/8" Dr. Hex Bit Socket 2" L

Item	Size	LBS	\$
C2311H04S	1/8"	0.07	6.57
C2311H05S	5/32"	0.07	6.62
C2311H06S	3/16"	0.08	6.62
C2311H07S	7/32"	0.08	6.62
C2311H08S	1/4"	0.09	7.08
C2311H10S	5/16"	0.09	7.17
C2311H12S	3/8"	0.09	7.50

Many of these items are available with Hang Tags for 6% additional charge

3/8" Drive Ratchets

3755

3/8" Dr. Reversible Ratchet Round Head

- 5 Degree Gear Action which is 72 Teeth
- Polish Finished
- Rubber Handle



Item	Size	LBS	\$
3755-08G	8"	0.85	48.22
3755DK	Repair Kit	0.13	23.95



3752

3/8" Dr. Swivel Head Reversible Ratchet W/Quick Release

- 5 Degree Gear Action which is 72 Teeth
- Polish Finished
- Rubber Handle



Item	Size	LBS	\$
3752-09G	9"	0.83	67.73
3752DK	Repair Kit	0.13	32.70

3760

3/8" Dr. Mini Reversible Ratchet

- 6 Degree Gear Action which is 64 Teeth
- Polish Finished



Item	Size	LBS	\$
3760-45	4-1/2"	0.35	37.73
3760DK	Repair Kit	0.09	9.68



Many of these items are available with Hang Tags for 6% additional charge

3/8" Drive Accessories

C5320

3/8" Dr. Extension Bar



Item	Size	LBS	\$
C5320-16	1-3/4"	0.09	3.86
C5320-03	3"	0.17	4.52
C5320-06	6"	0.32	5.95
C5320-10	10"	0.53	9.24
C5320-18	18"	0.94	19.43
C5320-24	24"	1.25	25.61

C5351

3/8" Dr. Sliding T-Handle



Item	Size	LBS	\$
C5351-08	8"	0.40	9.35

C5371

3/8" Dr. Universal Joint



Item	Size	LBS	\$
C5371	2"	0.15	7.76

C5341

3/8" Dr. Flexible Head



Item	Size	LBS	\$
C5341-08P	8-1/2"	0.51	17.40
C5341-10P	10"	0.64	18.90
C5341DK	Repair Kit	0.06	5.41



IT'S GOOD TO BE THE KING.

C5384

3/8" Dr. Adapter



Item	Size	LBS	\$
C5382	3/8"Fx1/4"M	0.33	3.70
C5384	3/8"Fx1/2"M	0.38	5.28

3/8" Drive Socket Rails & Clips



3/8" Dr. Socket Rails & Clips

Item	Size	LBS	\$
8730	-	-	0.09
870406	160MM	6-1/64"	1.16
870311	200MM	7-7/8"	1.44
870322	560MM	22-3/64"	2.95

Model 8730 for 3/8" Drive Socket can be used on any rail shown.



Many of these items are available with Hang Tags for 6% additional charge

1/2" Drive Sockets



C1410S
1/2" Dr. Socket
SAE 6Pt

1/2" Dr. Socket SAE 6Pt

Item	Size	LBS	\$
C1410S10	5/16"	0.12	5.05
C1410S12	3/8"	0.13	5.05
C1410S14	7/16"	0.13	5.05
C1410S15	15/32"	0.14	5.05
C1410S16	1/2"	0.14	5.05
C1410S18	9/16"	0.14	5.05
C1410S19	19/32"	0.14	5.05
C1410S20	5/8"	0.14	5.36
C1410S22	11/16"	0.15	5.95
C1410S24	3/4"	0.18	6.20
C1410S25	25/32"	0.19	6.80
C1410S26	13/16"	0.21	6.90
C1410S28	7/8"	0.22	7.20
C1410S30	15/16"	0.25	7.84
C1410S32	1"	0.29	8.11
C1410S34	1-1/16"	0.30	8.98
C1410S36	1-1/8"	0.35	10.17
C1410S38	1-3/16"	0.37	11.59
C1410S40	1-1/4"	0.38	12.47



C1410M
1/2" Dr. Socket
METRIC 6Pt

1/2" Dr. Socket METRIC 6Pt

Item	Size	LBS	\$
C1410M08	8MM	0.13	5.05
C1410M09	9MM	0.13	5.05
C1410M10	10MM	0.13	5.05
C1410M11	11MM	0.13	5.05
C1410M12	12MM	0.13	5.05
C1410M13	13MM	0.14	5.05
C1410M14	14MM	0.14	5.05
C1410M15	15MM	0.15	5.36
C1410M16	16MM	0.15	5.36
C1410M17	17MM	0.15	5.95
C1410M18	18MM	0.17	6.28
C1410M19	19MM	0.19	6.28
C1410M20	20MM	0.21	6.90
C1410M21	21MM	0.21	6.90
C1410M22	22MM	0.23	7.05
C1410M23	23MM	0.26	7.75
C1410M24	24MM	0.30	7.79
C1410M25	25MM	0.31	8.35
C1410M26	26MM	0.35	9.22
C1410M27	27MM	0.35	9.22
C1410M28	28MM	0.36	9.90
C1410M29	29MM	0.44	11.19
C1410M30	30MM	0.47	11.49
C1410M32	32MM	0.52	13.64
C1410M33	33MM	0.50	17.18
C1410M34	31MM	0.51	18.34
C1410M36	36MM	0.53	18.55
C1410M38	38MM	0.53	22.18
C1410M39	39MM	0.55	22.39
C1410M41	41MM	0.62	28.35
C1410M46	46MM	0.97	34.03



Many of these items are available with Hang Tags for 6% additional charge



1/2" Drive Sockets



C1420S
1/2" Dr. Socket
SAE 12Pt

1/2" Dr. Socket SAE 6Pt

Item	Size	LBS	\$
C1420S10	5/16"	0.12	5.05
C1420S12	3/8"	0.13	5.05
C1420S14	7/16"	0.13	5.05
C1420S15	15/32"	0.14	5.05
C1420S16	1/2"	0.14	5.05
C1420S18	9/16"	0.14	5.05
C1420S19	19/32"	0.14	5.05
C1420S20	5/8"	0.14	5.36
C1420S22	11/16"	0.15	5.95
C1420S24	3/4"	0.18	6.20
C1420S25	25/32"	0.19	6.80
C1420S26	13/16"	0.21	6.90
C1420S28	7/8"	0.22	7.20
C1420S30	15/16"	0.25	7.84
C1420S32	1"	0.29	8.11
C1420S34	1-1/16"	0.30	8.98
C1420S36	1-1/8"	0.35	10.17
C1420S38	1-3/16"	0.37	11.59
C1420S40	1-1/4"	0.38	12.47



C1420M
1/2" Dr. Socket
METRIC 12Pt

1/2" Dr. Socket METRIC 6Pt

Item	Size	LBS	\$
C1420M08	8MM	0.13	5.05
C1420M09	9MM	0.13	5.05
C1420M10	10MM	0.13	5.05
C1420M11	11MM	0.13	5.05
C1420M12	12MM	0.13	5.05
C1420M13	13MM	0.13	5.05
C1420M14	14MM	0.13	5.05
C1420M15	15MM	0.14	5.36
C1420M16	16MM	0.14	5.36
C1420M17	17MM	0.15	5.95
C1420M18	18MM	0.15	6.28
C1420M19	19MM	0.16	6.28
C1420M20	20MM	0.19	6.90
C1420M21	21MM	0.21	6.90
C1420M22	22MM	0.22	7.05
C1420M23	23MM	0.22	7.75
C1420M24	24MM	0.25	7.79
C1420M25	25MM	0.28	8.35
C1420M26	26MM	0.29	9.22
C1420M27	27MM	0.30	9.22
C1420M28	28MM	0.30	9.91
C1420M29	29MM	0.37	11.19
C1420M30	30MM	0.37	11.49
C1420M32	32MM	0.38	13.64
C1420M33	33MM	0.48	17.18
C1420M34	34MM	0.51	18.34
C1420M36	36MM	0.52	18.55



Many of these items are available with Hang Tags for 6% additional charge

1/2" Drive Deep Sockets



C1430S
1/2" Dr. Deep Socket
SAE 6Pt

1/2" Dr. Deep Socket SAE 6Pt

Item	Size	LBS	\$
C1430S12	3/8"	0.26	9.88
C1430S14	7/16"	0.26	9.90
C1430S16	1/2"	0.28	9.90
C1430S18	9/16"	0.30	9.90
C1430S20	5/8"	0.32	10.09
C1430S22	11/16"	0.33	10.16
C1430S24	3/4"	0.39	10.16
C1430S26	13/16"	0.42	10.76
C1430S28	7/8"	0.45	11.49
C1430S30	15/16"	0.45	12.05
C1430S32	1"	0.61	12.93
C1430S34	1-1/16"	0.67	14.51
C1430S36	1-1/8"	0.67	15.40
C1430S38	1-3/16"	0.70	17.70
C1430S40	1-1/4"	0.73	17.80
C1430S42	1-5/16"	0.83	20.11
C1430S44	1-3/8"	0.88	22.30
C1430S46	1-7/16"	0.94	23.35
C1430S48	1-1/2"	1.02	27.88



C1430M
1/2" Dr. Deep Socket
METRIC 6Pt

1/2" Dr. Deep Socket METRIC 6Pt

Item	Size	LBS	\$
C1430M08	8MM	0.25	7.26
C1430M09	9MM	0.25	7.26
C1430M10	10MM	0.26	7.26
C1430M11	11MM	0.27	7.26
C1430M12	12MM	0.29	7.26
C1430M13	13MM	0.29	7.26
C1430M14	14MM	0.30	7.26
C1430M15	15MM	0.31	7.26
C1430M16	16MM	0.33	7.26
C1430M17	17MM	0.34	7.26
C1430M18	18MM	0.34	7.26
C1430M19	19MM	0.36	8.13
C1430M20	20MM	0.41	8.13
C1430M21	21MM	0.43	9.30
C1430M22	22MM	0.43	9.30
C1430M23	23MM	0.53	9.73
C1430M24	24MM	0.54	9.73
C1430M25	25MM	0.54	9.92
C1430M26	26MM	0.54	12.13
C1430M27	27MM	0.70	12.53
C1430M28	28MM	0.79	13.36
C1430M29	29MM	0.85	13.89
C1430M30	30MM	0.85	13.89
C1430M32	32MM	0.85	14.97
C1430M33	33MM	0.85	18.14
C1430M36	36MM	0.90	19.89



Many of these items are available with Hang Tags for 6% additional charge



1/2" Drive Deep Sockets



C1440S
1/2" Dr. Deep
Socket SAE 12Pt

1/2" Dr. Deep Socket SAE 12Pt

Item	Size	LBS	\$
C1440S10	5/16"	0.24	9.89
C1440S12	3/8"	0.26	9.89
C1440S14	7/16"	0.26	9.91
C1440S16	1/2"	0.28	9.91
C1440S18	9/16"	0.30	9.91
C1440S20	5/8"	0.32	10.09
C1440S22	11/16"	0.33	10.16
C1440S24	3/4"	0.39	10.16
C1440S26	13/16"	0.42	10.76
C1440S28	7/8"	0.45	11.49
C1440S30	15/16"	0.45	12.05
C1440S32	1"	0.61	12.93
C1440S34	1-1/16"	0.67	14.51
C1440S36	1-1/8"	0.67	15.40
C1440S38	1-3/16"	0.70	17.70
C1440S40	1-1/4"	0.73	17.80



C1440M
1/2" Dr. Deep
Socket METRIC 12Pt

1/2" Dr. Deep Socket METRIC 12Pt

Item	Size	LBS	\$
C1440M08	8MM	0.24	7.26
C1440M09	9MM	0.25	7.26
C1440M10	10MM	0.26	7.26
C1440M11	11MM	0.26	7.26
C1440M12	12MM	0.27	7.26
C1440M13	13MM	0.28	7.26
C1440M14	14MM	0.30	7.26
C1440M15	15MM	0.30	7.26
C1440M16	16MM	0.32	7.26
C1440M17	17MM	0.33	7.26
C1440M18	18MM	0.40	7.26
C1440M19	19MM	0.39	8.13
C1440M20	20MM	0.44	8.13
C1440M21	21MM	0.48	9.30
C1440M22	22MM	0.45	9.30
C1440M23	23MM	0.46	9.73
C1440M24	24MM	0.46	9.73
C1440M25	25MM	0.50	9.92
C1440M26	26MM	0.55	12.13
C1440M27	27MM	0.67	12.53
C1440M28	28MM	0.67	13.36
C1440M29	29MM	0.68	13.89
C1440M30	30MM	0.68	13.89
C1440M32	32MM	0.73	14.97
C1440M33	33MM	0.79	18.14
C1440M36	36MM	0.97	19.89



Many of these items are available with Hang Tags for 6% additional charge

1/2" Drive Star Sockets

4375M



1/2" Dr. Star Socket 1-29/64L" Satin Finish

Item	Size	LBS	\$
437510M	E10	0.13	5.53
437512M	E12	0.14	5.53
437514M	E14	0.14	5.53
437516M	E16	0.15	5.53

1/2" Dr. Star Socket 1-9/16"L

437518M	E18	0.16	5.53
437520M	E20	0.17	6.76

4275M



1/2" Dr. Deep Star Socket 3-1/16"L Satin Finish

Item	Size	LBS	\$
427510M	E10	0.24	12.14
427512M	E12	0.26	12.14
427514M	E14	0.28	12.14
427516M	E16	0.30	13.44
427518M	E18	0.33	13.44
427520M	E20	0.37	13.44



1/2" Drive Bit Sockets

4021



1/2" Dr. Phillips Bit Socket 2-3/8"L Satin Finish

Item	Size	LBS	\$
402102	No.2	0.17	8.28
402103	No.3	0.17	8.28
402104	No.4	0.17	8.28

4022



1/2" Dr. Slotted Bit Socket 2-3/8"L Satin Finish

Item	Size	LBS	\$
402208	5/16x3/64"	0.17	8.28
402210	25/64x1/16"	0.18	9.37
402212	15/32x5/64"	0.24	9.87
402214	35/26x3/32"	0.25	10.49
402216	5/8x3/32"	0.25	10.49

4023



1/2" Dr. Star Bit Socket 2-3/8"L Satin Finish

Item	Size	LBS	\$
402320	T20	0.16	8.84
402325	T25	0.16	8.84
402327	T27	0.16	8.84
402330	T30	0.17	8.84
402340	T40	0.17	8.84
402345	T45	0.18	8.84
402350	T50	0.18	8.84
402355	T55	0.18	8.84
402360	T60	0.18	8.84
402370	T70	0.18	10.74

4033



1/2" Dr. Deep Star Bit Socket 3-5/32"L Satin Finish

Item	Size	LBS	\$
403320	T20	0.18	9.75
403325	T25	0.18	9.75
403327	T27	0.18	9.75
403330	T30	0.18	9.75
403340	T40	0.19	9.75
403345	T45	0.22	9.75
403350	T50	0.25	9.75
403355	T55	0.26	11.17
403360	T60	0.29	11.77
403370	T70	0.31	12.97

Many of these items are available with Hang Tags for 6% additional charge

1/2" Drive Bit Socket Sets



4116PR
6Pc. 1/2" Dr. Ribe Bit Socket Set
\$97.50
 1/2" Drive Ribe Bit Sockets
 M9,M10,M12,M13,M14,M16
 0.84 LBS



4110PR
9Pc. 1/2" Dr. Hex Bit Socket Set 6pt.
\$73.96
 1/2" Drive Hexagon Head Bit Sockets
 2-3/8" Length 3,4,5,6,7,8,10,12,14mm
 2.27 LBS



4120PR
9Pc. 1/2" Dr. Hex Deep Bit Socket Set
\$84.43
 1/2" Drive Hexagon Head Deep Bit Sockets
 Length, 4, 5, 6, 7, 8, 10, 12, 14, 17mm
 3.04 LBS



4109PR
9Pc. 1/2" Dr. Torx Head Bit Socket Set 2-3/8"
\$73.96
 1/2" Drive Torx Head Bit Sockets,
 2-3/8" Length T20,T25,T27,T30,T40,
 T45,T50,T55,T60
 2.27 LBS



4119PR
9Pc. 1/2" Dr. Torx Head Deep Bit Socket Set
\$84.43
 1/2" Drive Torx Head Deep Bit Sockets
 3-5/32" Length T20,T25,T27,T30,T40,
 T45,T50,T55,T60
 3.04 LBS



4128PR
8Pc. 1/2" Dr. Spline Bit Socket Set
\$83.40
 1/2" Drive Spline Bit Sockets
 2-3/8" Length M5,M6,M8,M10,M16
 3-5/32" Length M8,M10,M12
 2.43 LBS

4106PR
6Pc. Star Socket Rail Set Satin Finish
\$33.91
 1/2" Drive Star Sockets E10, E12, E14, E16, E18, E20
 1.12 LBS



4118MR
8Pc. Square Head Socket Rail Set 4pt. Satin Finish
\$45.62
 1/2" Drive Square Head Sockets
 8, 9.5, 10, 10.5, 12, 12.7, 13.5, 19mm
 1.26 LBS



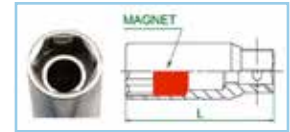
1/2" Drive Spark Plug Sockets



C14811-16 C14811-21

C14811 1/2" Dr. Spark Plug Socket 6Pt Rubber

Item	Size	LBS	\$
C14811-16	5/8"	0.24	6.55
C14811-21	13/16"	0.34	6.99



C14821-16 C14821-21

C14821 1/2" Dr. Spark Plug Socket 6Pt Magnet

Item	Size	LBS	\$
C14821-16	5/8"	0.25	12.33
C14821-21	13/16"	0.35	15.47

1/2" Drive Ratchets



C4462 1/2" Dr. Reversible Ratchet Polish W/Quick Release

Item	Size	LBS	\$
C4462-10P	10"	1.24	41.06
C4462-15P	15"	1.60	58.67
4762DK	Repair Kit	0.34	14.70



C4468 1/2" Dr. Reversible Ratchet Polish

Item	Size	LBS	\$
C4468-10P	10"	1.24	39.81
C4468-15P	15"	1.60	56.70
C4468DK	Repair Kit	0.36	16.21



Recommend to use with C5111-11G



C4471 1/2" Dr. Reversible Ratchet Knurl W/ Quick Release

Item	Size	LBS	\$
C4471-10B	10"	1.30	41.36
C4471DK	Repair Kit	0.32	13.49



C4481 1/2" Dr. Flex Head Reversible Ratchet Polish W/Quick Release

Item	Size	LBS	\$
C4481-12P	12"	1.67	67.17
C4481DK	Repair Kit	0.30	21.71

Many of these items are available with Hang Tags for 6% additional charge

1/2" Drive Ratchets

4755

1/2" Dr. Reversible Ratchet Round Head W/72 Teeth

- 5 Degree Gear Action which is 72 Teeth
- Polish Finished
- Rubber Handle



Item	Size	LBS	\$
4755-10G	10"	1.26	52.86
4755DK	Repair Kit	0.35	24.54

4752

1/2" Dr. Swivel Head Reversible Ratchet W/Quick Release+72 Teeth

- 5 Degree Gear Action which is 72 Teeth
- Polish Finished
- Rubber Handle



Item	Size	LBS	\$
4752-12G	12"	1.51	82.65
4752DK	Repair Kit	0.40	44.81

4760

1/2" Dr. Mini Reversible Ratchet W/64 Teeth

- 6 Degree Gear Action which is 64 Teeth
- Polish Finished



Item	Size	LBS	\$
4760-05G	4-3/4"	0.49	36.43
4760DK	Repair Kit	0.30	9.46

4762

1/2" Dr. Reversible Ratchet W/Quick Release+32 Teeth

- 5 Degree Gear Action which is 72 Teeth
- Polish Finished
- Rubber Handle



Item	Size	LBS	\$
4762-15G	15"	1.57	64.16
4762DK	Repair Kit	0.34	14.70

Many of these items are available with Hang Tags for 6% additional charge

1/2" Drive Accessories

4221

1/2" Dr. Offset Extension Bar Satin Finish

Item	Size	LBS	\$
4221-18	18"	1.21	25.32
4221-24	24"	1.51	31.10
4221-30	30"	1.89	36.85
4221-36	36"	2.27	44.59

4223

1/2" Dr. Offset Extension Bar Satin Finish

Item	Size	LBS	\$
4223-02R	2"	0.21	8.89
4223-05R	5"	0.44	11.41
4223-10R	10"	0.79	16.43

1/2" Drive Bit Holders

4148

1/2" Dr. Bit Holder Satin Finish

Item	Size	LBS	\$
414808S	1/4"	0.11	6.44
414810S	5/16"	0.13	6.44
414810M	10MM	0.14	6.44

4584

1/2" Dr. 90° L-Handle 12" Satin Finish

Item	Size	LBS	\$
4584-12R	12"	1.21	18.77

Recommend to use with C5111-11G

Many of these items are available with Hang Tags for 6% additional charge

1/2" Drive Accessories



C5111 Recommended to use with C5463-12 or C4471-10B or 4584

1/2" Dr. Ratchet Extension Adjustable Handle

Item	Size	LBS	\$
C5111-11G	11-1/2"	1.20	39.44



C5452 1/2" Dr. Sliding T-Handle

Item	Size	LBS	\$
C5452-10	10"	0.81	17.94
C5452-12	12"	0.95	22.22



Recommend to use with C5111-11G

C5463 1/2" Dr. 105° L Handle

Item	Size	LBS	\$
C5463-12	12-1/2"	1.20	18.69

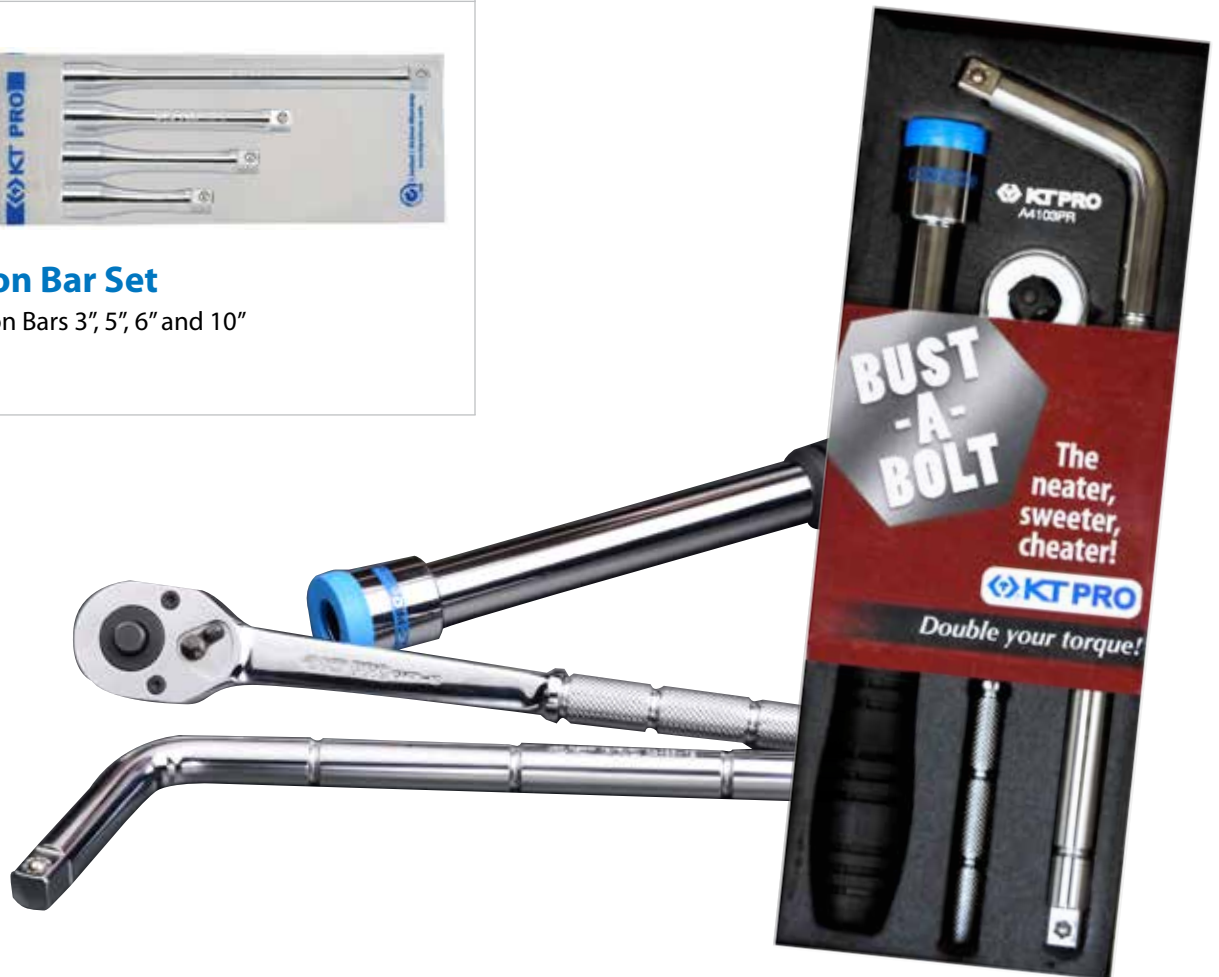
A4103PR **\$39.46** 1/2" Dr. 3Pc. Bust-a-Bolt W/Eva Foam

1/2"Dr. Ratchet 10"L W/Quick Release Knurl Handle (C4471-10B)
1/2"Dr. Ratchet Extensions Adjustable Handle 11-1/2"L (C5111-11G)
105 Degree L Handle 12-1/2"L (C5463-12)
3.80 LBS



A4101PR 4Pc. Extension Bar Set

1/2" Drive Extension Bars 3", 5", 6" and 10"
2.18 LBS **\$39.46**



Many of these items are available with Hang Tags for 6% additional charge

1/2" Drive Accessories



C5420

1/2" Dr. Extension Bar

Item	Size	LBS	\$
C5420-02	2"	0.22	8.04
C5420-03	3"	0.30	7.53
C5420-05	5"	0.42	10.92
C5420-06	6"	0.51	11.08
C5420-10	10"	0.95	15.05



C5441

1/2" Dr. Flexible Head



C5441DK

Item	Size	LBS	\$
C5441-15P	15"	1.58	36.30
C5441-18P	18"	1.82	40.62
C5441DK	Repair Kit	0.13	6.12

C5431

1/2" Dr. Speed Handle Rubber 1/2" Dr. Speed Handle Polish

Item	Size	LBS	\$
C5431-16G	16-1/4"	1.13	27.18
C5431-16P	16-1/4"	1.20	29.40



C5471

1/2" Dr. Universal Joint



Item	Size	LBS	\$
C5471	3"	0.36	13.48

C5483/C5486

1/2" Dr. Adapter



Item	Size	LBS	\$
C5483	1/2"Fx3/8"M	0.13	6.79
C5486	1/2"Fx3/4"M	0.25	8.54

8740

1/2" Dr. Socket Rails & Clips

Item	Length		\$
8740	-	-	0.14
870406	160MM	6-1/64"	1.16
870410	200MM	7-7/8"	1.30
870422	560MM	22-3/64"	2.95



Model 8740 for 1/2" Drive Socket can be used on any rail shown.

Many of these items are available with Hang Tags for 6% additional charge

3/4" Drive Sockets



C1610M
3/4" Dr. Socket
Metric 6Pt

Item	Size	LBS	\$
C1610M17	17MM	0.48	11.08
C1610M18	18MM	0.49	11.15
C1610M19	19MM	0.50	11.22
C1610M20	20MM	0.50	11.30
C1610M21	21MM	0.50	11.37
C1610M22	22MM	0.51	11.46
C1610M23	23MM	0.52	11.53
C1610M24	24MM	0.53	12.27
C1610M25	25MM	0.53	12.81
C1610M26	26MM	0.53	13.79
C1610M27	27MM	0.52	14.29
C1610M28	28MM	0.51	15.29
C1610M29	29MM	0.57	15.71
C1610M30	30MM	0.65	15.71
C1610M31	31MM	0.67	16.79
C1610M32	32MM	0.70	16.92
C1610M33	33MM	0.77	17.81
C1610M34	34MM	0.88	18.42
C1610M35	35MM	0.89	19.10
C1610M36	36MM	0.95	20.74
C1610M37	37MM	1.07	22.14
C1610M38	38MM	1.09	22.14
C1610M39	39MM	1.14	24.05
C1610M40	40MM	1.19	24.05
C1610M41	41MM	1.28	27.12
C1610M42	42MM	1.30	27.58
C1610M43	43MM	1.36	28.12
C1610M44	44MM	1.53	30.05
C1610M45	45MM	1.57	31.03
C1610M46	46MM	1.59	32.00
C1610M47	47MM	1.66	32.98
C1610M48	48MM	1.71	33.75
C1610M49	49MM	1.78	34.42
C1610M50	50MM	1.96	37.12
C1610M51	51MM	1.97	39.84
C1610M52	52MM	1.99	42.55
C1610M53	53MM	2.15	45.48
C1610M54	54MM	2.22	46.04
C1610M55	55MM	2.23	46.07
C1610M56	56MM	2.52	48.54
C1610M57	57MM	2.63	51.01
C1610M58	58MM	2.70	53.47
C1610M59	59MM	2.75	55.94
C1610M60	60MM	2.81	58.40
C1610M63	63MM	3.06	67.31
C1610M65	65MM	3.32	73.26
C1610M70	70MM	3.97	88.12



C1620S
3/4" Dr. Socket
SAE 12Pt

Item	Size	LBS	\$
C1620S22	11 / 16"	0.43	11.08
C1620S24	3 / 4"	0.50	11.22
C1620S26	13 / 16"	0.50	11.37
C1620S28	7 / 8"	0.51	11.46
C1620S30	15 / 16"	0.53	12.27
C1620S32	1"	0.53	13.02
C1620S34	1-1 / 16"	0.52	14.43
C1620S36	1-1 / 8"	0.57	14.43
C1620S38	1-3 / 16"	0.65	14.97
C1620S40	1-1 / 4"	0.70	16.21
C1620S42	1-5 / 16"	0.77	17.18
C1620S44	1-3 / 8"	0.89	19.14
C1620S46	1-7 / 16"	0.95	20.97
C1620S48	1-1 / 2"	1.09	22.25
C1620S50	1-9 / 16"	1.18	25.00
C1620S52	1-5 / 8"	1.28	26.02
C1620S54	1-11 / 16"	1.30	27.65
C1620S56	1-3 / 4"	1.45	27.90
C1620S58	1-13 / 16"	1.59	30.32
C1620S60	1-7 / 8"	1.71	32.43
C1620S62	1-15 / 16"	1.83	32.43
C1620S64	2"	1.96	33.77
C1620S66	2-1 / 16"	2.09	41.15
C1620S68	2-1 / 8"	2.24	43.62
C1620S70	2-3 / 16"	2.46	46.07
C1620S72	2-1 / 4"	2.46	51.01
C1620S74	2-5 / 16"	2.55	53.47
C1620S76	2-3 / 8"	2.73	58.40
C1620S78	2-7 / 16"	3.01	61.22
C1620S80	2-1 / 2"	3.21	67.44
C1620S82	2-9 / 16"	3.32	73.26
C1620S84	2-5 / 8"	3.32	76.82
C1620S86	2-11 / 16"	3.42	84.55
C1620S88	2-3 / 4"	4.10	88.12

Many of these items are available with Hang Tags for 6% additional charge

3/4" Drive Sockets, Ratchets & Accessories



C1620M
3/4" Dr. Socket
Metric 12Pt

Item	Size	LBS	\$
C1620M17	17MM	0.48	11.08
C1620M19	19MM	0.50	11.22
C1620M21	21MM	0.50	11.37
C1620M22	22MM	0.51	11.46
C1620M23	23MM	0.52	11.53
C1620M24	24MM	0.53	12.27
C1620M26	26MM	0.53	13.79
C1620M27	27MM	0.54	14.29
C1620M28	28MM	0.54	15.29
C1620M29	29MM	0.57	15.71
C1620M30	30MM	0.65	15.71
C1620M32	32MM	0.70	16.92
C1620M33	33MM	0.77	17.81
C1620M34	34MM	0.88	18.42
C1620M35	35MM	0.89	19.10
C1620M36	36MM	0.95	20.74
C1620M38	38MM	1.09	22.14
C1620M41	41MM	1.28	27.12
C1620M42	42MM	1.30	27.58
C1620M46	46MM	1.59	32.00
C1620M48	48MM	1.71	33.75
C1620M50	50MM	1.96	37.12

C5684/C5688
3/4" Dr. Adapter



Item	Size	LBS	\$
C5684	3/4"Fx1/2"M	0.31	11.43
C5688	3/4"Fx1"M	0.68	19.45

C5652
3/4" Dr. Sliding T-Handle



Item	Size	LBS	\$
C5652-20	20"	3.39	45.57

C4624
3/4" Dr. Reversible Ratchet
Knurl W/Quick Release



Item	Size	LBS	\$
C4624-20F	20"	5.06	115.67
C4624DK	Repair Kit	1.25	45.36

C4679
3/4" Dr. Reversible Ratchet Knurl



Item	Size	LBS	\$
C4679-20F	20"	5.00	107.10
C4679DK	Repair Kit	1.04	27.78



6581
3/4" Dr. 90° L-Handle Satin Finish



Item	Size	LBS	\$
6581-18	18"	4.07	44.26

C5671
3/4" Dr. Universal Joint



Item	Size	LBS	\$
C5671	4-1/4"	1.30	57.02

C5620
3/4" Dr. Extension Bar



Item	Size	LBS	\$
C5620-04	4"	.88	23.21
C5620-08	8"	1.61	28.33
C5620-16	16"	3.00	44.63

C5641
3/4" Dr. Flexible Head



Item	Size	LBS	\$
C5641-18F	18"	3.78	75.53
C5641DK	Repair Kit	0.38	15.20

Many of these items are available with Hang Tags for 6% additional charge

1" Drive Sockets, Ratchets & Accessories



C1820M
1" Drive Sockets
Metric 12Pt

Item	Size	LBS	\$
C1820M36	36MM	0.99	27.20
C1820M38	38MM	1.05	29.76
C1820M41	41MM	1.23	33.37
C1820M46	46MM	1.87	38.48
C1820M50	50MM	2.19	43.46
C1820M54	54MM	2.52	50.98
C1820M55	55MM	2.65	53.33
C1820M58	58MM	2.78	56.64
C1820M60	60MM	3.23	66.87
C1820M63	63MM	3.42	69.74
C1820M65	65MM	3.67	85.18
C1820M67	67MM	3.67	94.00
C1820M70	70MM	4.62	101.98
C1820M71	71MM	4.55	109.66
C1820M75	75MM	5.08	129.44
C1820M77	77MM	5.63	135.42
C1820M80	80MM	5.68	150.78



C1820S
1" Drive Sockets
SAE 12Pt

Item	Size	LBS	\$
C1820S46	1-7/16"	1.02	27.20
C1820S48	1-1/2"	1.06	29.76
C1820S52	1-5/8"	1.47	32.71
C1820S54	1-11/16"	1.50	35.41
C1820S56	1-3/4"	1.77	37.58
C1820S58	1-13/16"	2.02	39.76
C1820S60	1-7/8"	2.15	41.95
C1820S62	1-15/16"	2.17	44.13
C1820S64	2"	2.17	44.13
C1820S68	2-1/8"	2.70	50.38
C1820S70	2-3/16"	2.83	53.55
C1820S72	2-1/4"	3.08	56.64
C1820S74	2-5/16"	3.08	66.87
C1820S76	2-3/8"	3.12	66.87
C1820S78	2-7/16"	3.21	78.70
C1820S80	2-1/2"	3.79	78.70
C1820S82	2-9/16"	3.87	84.65
C1820S84	2-5/8"	3.72	90.52
C1820S88	2-3/4"	4.52	110.55
C1820S90	2-13/16"	4.62	125.50
C1820S94	2-15/16"	4.93	129.44
C1820S96	3"	5.38	147.42
C1820SA0	3-1/8"	5.67	150.78
C1820SB2	3-1/2"	8.50	204.79



C4879
1" Dr. Reversible
Ratchet Knurl



Item	Size	LBS	\$
C4879-20F	32"	9.68	185.98
C4879DK	Repair Kit	1.77	52.73



C5852
1" Dr. Sliding T-Handle

Item	Size	LBS	\$
C5852-25	25"	9.24	81.90



C5841
1" Dr. Flexible Head

Item	Size	LBS	\$
C5841-23	23"	9.25	180.00



C5820
1" Dr.
Extension Bar

Item	Size	LBS	\$
C5820-08	8"	2.97	50.23
C5820-16	16"	5.46	70.35



8581
1" 90° L-Handle Satin Finish

Item	Size	LBS	\$
8581-26	26"	11.26	144.47



C5886
1" Dr. Adapter

Item	Size	LBS	\$
C5886	1"Fx3/4"M	0.73	24.70

Many of these items are available with Hang Tags for 6% additional charge

Impact Sockets & Accessories

SAE & Metric 6 & 12 Points • 3/8", 1/2", 3/4", 1", 1-1/2" DRIVE

Precision

Manufactured to ANSI & DIN industrial standards

Visibility

Larger marking for easy size identification

Durability

Quality chrome molybdenum alloy steel. Precision heat treating for maximum strength.

Size

From 1/4" to 3-1/2" and 6mm to 90mm

[Impact Socket Sets](#)

[Impact Standard Sockets](#)

[Impact Deep Sockets](#)

[Impact Star Sockets](#)

[Impact Universal Sockets & Sets](#)

[Impact Bit Sockets & Sets](#)

[Impact Accessories](#)

[Impact Thin Wall Sockets](#)

[Impact Rear Wheel Sockets](#)

[Impact Racing Sockets](#)

[Bearing Locknut Sockets & Set](#)



3/8" Drive Impact Bit Socket Sets

Metric A3401MP 6Pc. Impact Hex Bit Socket Set 6Pt

\$58.59

3/8" Drive Impact Hex BIT Sockets
6Pt 4, 5, 6, 8, 10, 12mm 1.30 LBS



Metric A3402MP 9Pc. Impact Torx Bit Socket Set

\$94.71

3/8" Drive Torx BIT Sockets
T10, T15, T20, T25, T27, T30, T40, T45, T50 1.37 LBS



1/2" Drive Impact Socket Sets

SAE A4402SP 8Pc. Impact Socket Set 6Pt

\$44.16

1/2" Drive Standard Impact Sockets 6pt. 3/8", 7/16",
1/2", 9/16", 11/16", 3/4", 13/16", 15/16" 2.87 LBS



Metric A4401MP 11Pc. Impact Socket Set 6Pt

\$56.10

1/2" Drive Standard Impact Sockets
6pt. 10,11,12,13,14,15,16,17,18,19,21mm 3.31 LBS



SAE A4403SP 14Pc. Impact Socket Set 6Pt

\$87.98

1/2" Drive Standard Impact Sockets
6pt. 3/8", 7/16", 1/2", 9/16", 5/8", 11/16", 3/4",
13/16", 7/8", 15/16", 1", 1-1/16", 1-1/8", 1-1/4" 5.29 LBS



Metric A4404MP 8Pc. Deep Impact Socket Set 6Pt

\$72.42

1/2" Drive Deep Impact Sockets
6pt. 12,13,14,17,19,21,22,23mm 5.07 LBS



SAE A4404SP 8Pc. Deep Impact Socket Set 6Pt

\$72.42

1/2" Drive Deep Impact Sockets 6pt. 1/2", 9/16",
5/8", 11/16", 3/4", 13/16", 7/8", 15/16" 5.07 LBS



Metric A4405MP 15Pc. Deep Impact Socket Set 6Pt

\$142.80

1/2" Drive Deep Impact Sockets 6pt. 10,11,12,
13,14,15,16,17,18,19, 21,24,26,29,32mm 10.80 LBS



SAE A4406SP 14Pc. Deep Impact Socket Set 6Pt

\$139.74

1/2" Drive Deep Impact Sockets 6pt. 3/8", 7/16",
1/2", 9/16", 5/8", 11/16", 3/4", 13/16", 7/8", 15/16", 1",
1-1/16", 1-1/8", 1-1/4" 10.80 LBS



3/4" Drive Impact Socket Sets

8Pc. Impact Socket Set 6Pt

SAE
A6401SP10

\$107.66
3/4" Drive Standard Impact Sockets
6pt. 3/4", 7/8", 15/16", 1-1/16", 1-3/16", 1-1/4", 1-7/16", 1-1/2"
8.60 LBS



8Pc. Thin Wall Impact Socket Set 6Pt

Metric
A6401MP10

\$107.66
3/4" Drive Standard Impact Sockets
6pt. 32, 36, 38mm
Thin Wall Impact Sockets
6pt. 19, 22, 24, 27, 30mm
7.72 LBS

Metric
A6402MP

\$121.38

8Pc. Impact Socket Set 6Pt

3/4" Drive Standard Impact Sockets
6pt. 26, 29, 30, 32, 34, 35, 36, 38mm
10.36 LBS



SAE
A6403SP

\$183.60

3/4" Drive Deep Impact Sockets
6pt. 1", 1-1/16", 1-1/8", 1-1/4", 1-5/16", 1-3/8", 1-7/16", 1-1/2"
15.66 LBS

8Pc. Deep Impact Socket Set 6Pt



Metric
A6403MP

\$183.60

3/4" Drive Deep Impact Sockets
6pt. 26, 29, 30, 32, 34, 35, 36, 38mm
15.66 LBS

SAE
A6402SP10

\$123.42

8Pc. Impact Socket Set 6Pt

3/4" Drive Standard Impact Sockets
6pt. 1", 1-1/16", 1-1/8", 1-1/4", 1-5/16", 1-3/8", 1-7/16", 1-1/2"
10.14 LBS



Metric
A6491MP

\$337.56

15Pc. Impact Socket Set 6Pt

3/4" Drive Impact Standard Sockets
6pt. 17, 19, 20, 22, 24, 27, 30, 31, 32, 34, 35, 36, 38, 40, 46mm.
17.44 LBS
(Each Size Pack with one Pin & Ring)
NSN#5130-01-117-0466



1" Drive Impact Socket Sets

Metric
A8401MP

\$220.61

8Pc. Combination Impact Socket Set 6Pt

1" Drive Deep Thin Wall Impact Sockets
6pt. 24, 27, 32, 36, 38, 41mm,
1" Drive Rear Wheel Impact Sockets
4pt. 17, 21mm
15.21 LBS



Metric
A8402MP

\$253.59

8Pc. Deep Impact Socket Set 6Pt

1" Drive Deep Impact Sockets
6pt. 24, 27, 30, 32, 33, 36, 38, 41mm
17.24 LBS



8Pc. Impact Socket Set 6Pt

SAE
A8403SP

\$185.13

1" Drive Standard Impact Sockets
6pt. 15/16", 1-1/16", 1-3/16", 1-1/4", 1-5/16", 1-7/16", 1-5/8"
14.11 LBS



8Pc. Impact Socket Set 6Pt

Metric
A8403MP

\$185.13

1" Drive Standard Impact Sockets
6pt. 24, 27, 30, 32, 33, 36, 38, 41mm
14.11 LBS

3/8" Drive Impact Sockets



D1310M
3/8" Dr. Impact
Socket METRIC 6Pt

Item	Size	LBS	\$
D1310M06	6MM	0.07	3.42
D1310M07	7MM	0.07	3.42
D1310M08	8MM	0.07	3.46
D1310M09	9MM	0.08	3.55
D1310M10	10MM	0.08	3.59
D1310M11	11MM	0.08	3.64
D1310M12	12MM	0.09	3.68
D1310M13	13MM	0.12	3.72
D1310M14	14MM	0.12	3.77
D1310M15	15MM	0.12	3.81
D1310M16	16MM	0.13	3.90
D1310M17	17MM	0.13	3.99
D1310M18	18MM	0.14	4.08
D1310M19	19MM	0.14	4.18

D1310S 3/8" Dr. Impact
Socket SAE 6Pt

Item	Size	LBS	\$
D1310S08	1/4"	0.07	3.37
D1310S10	5/16"	0.07	3.46
D1310S12	3/8"	0.08	3.59
D1310S14	7/16"	0.08	3.64
D1310S16	1/2"	0.12	3.72
D1310S18	9/16"	0.12	3.77
D1310S20	5/8"	0.13	3.90
D1310S22	11/16"	0.13	3.99
D1310S24	3/4"	0.14	4.12



D1330M
3/8" Dr. Deep Impact
Socket METRIC 6Pt

Item	Size	LBS	\$
D1330M06	6MM	0.14	4.26
D1330M07	7MM	0.15	4.26
D1330M08	8MM	0.16	4.57
D1330M09	9MM	0.17	4.61
D1330M10	10MM	0.18	4.70
D1330M11	11MM	0.19	4.79
D1330M12	12MM	0.20	4.88
D1330M13	13MM	0.25	4.96
D1330M14	14MM	0.25	5.10
D1330M15	15MM	0.27	5.18
D1330M16	16MM	0.28	5.27
D1330M17	17MM	0.30	5.37
D1330M18	18MM	0.32	5.69
D1330M19	19MM	0.34	5.69
D1330M20	20MM	0.34	5.92
D1330M21	21MM	0.34	5.92
D1330M22	22MM	0.38	6.22
D1330M23	23MM	0.39	7.75
D1330M24	24MM	0.40	7.85

D1330S 3/8" Dr. Deep Impact
Socket SAE 6Pt

Item	Size	LBS	\$
D1330S08	1/4"	0.14	4.32
D1330S10	5/16"	0.16	4.57
D1330S12	3/8"	0.18	4.70
D1330S14	7/16"	0.18	4.79
D1330S16	1/2"	0.25	4.96
D1330S18	9/16"	0.25	5.10
D1330S20	5/8"	0.28	5.27
D1330S22	11/16"	0.30	5.37
D1330S24	3/4"	0.34	5.74
D1330S26	13/16"	0.34	6.39
D1330S28	7/8"	0.38	6.77

Many of these items are available with Hang Tags for 6% additional charge

3/8" Drive Impact Bit Sockets



D2313

3/8" Dr. Torx Bit Socket 55MML

Item	Size	LBS	\$
D231310	T10	0.07	11.61
D231315	T15	0.07	11.61
D231320	T20	0.07	11.61
D231325	T25	0.07	11.61
D231327	T27	0.07	11.61
D231330	T30	0.07	11.61
D231340	T40	0.08	11.61
D231345	T45	0.09	11.87
D231350	T50	0.10	11.87



D2315

3/8" Dr. Impact Hex Bit Socket 55MML

Item	Size	LBS	\$
D231504	4MM	0.08	10.38
D231505	5MM	0.08	10.38
D231506	6MM	0.09	10.38
D231508	8MM	0.10	10.38
D231510	10MM	0.11	10.38
D231512	12MM	0.13	10.38



D2325

3/8" Dr. Impact Hex Bit Socket 90MML

Item	Size	LBS	\$
D232504	4MM	0.09	13.63
D232505	5MM	0.11	13.63
D232506	6MM	0.12	13.63
D232508	8MM	0.16	13.63
D232510	10MM	0.21	17.03



D2371

3/8" Dr. Impact Hex Bit Holder 40MML

Item	Size	LBS	\$
D237108S	1/4"	0.10	8.01
D237110M	10MM	0.10	8.01
D237110S	5/16"	0.10	8.01



3055

3/8" Dr. Impact Hex Bit Socket SAE 6Pt

Item	Size	LBS	\$
305506S	3/16"	0.08	14.20
305507S	7/32"	0.08	14.20
305508S	1/4"	0.09	14.20
305510S	5/16"	0.10	14.51
305512S	3/8"	0.12	14.51
305516S	1/2"	0.15	16.29

Many of these items are available with Hang Tags for 6% additional charge

3/8" Drive Impact Accessories



D5320
3/8" Dr. Impact
Extension Bar

Item	Size	LBS	\$
D5320-03	3"	0.21	7.92
D5320-06	6"	0.37	10.33



D5373
3/8" Dr. Impact
Universal Joint

Item	Size	LBS	\$
D5373	2"	0.18	17.74



D5320P
3/8" Dr. Impact
Extension Bar W/Ball

Item	Size	LBS	\$
D5320-03P	3"	0.21	7.92
D5320-06P	6"	0.37	10.33



D5373P
3/8" Dr. Impact
Universal Joint W/ Ball

Item	Size	LBS	\$
D5373P	2"	0.18	17.74



D5384
3/8" Dr.
Impact Adapter

Item	Size	LBS	\$
D5384	3/8"Fx1/2"M	0.11	7.22



90408/90409
Ring for 3/8" Dr.
Impact Socket

Item	Size	LBS	\$
90408	12MM	0.01	0.30
90409	15MM	0.01	0.30



D5384P
3/8" Dr. Impact
Adapter W/Ball

Item	Size	LBS	\$
D5384P	3/8"Fx1/2"M	0.11	7.22



90608/90609
Pin for 3/8" Dr.
Impact Socket

Item	Size	LBS	\$
90608	14MM	0.01	0.92
90609	16MM	0.01	0.92

Many of these items are available with Hang Tags for 6% additional charge

1/2" Drive Impact Sockets



D1410S

1/2" Dr. Impact Socket SAE 6Pt

Item	Size	LBS	\$
D1410S10	5/16"	0.14	4.42
D1410S12	3/8"	0.15	4.44
D1410S14	7/16"	0.16	4.44
D1410S16	1/2"	0.16	4.44
D1410S18	9/16"	0.17	4.44
D1410S20	5/8"	0.24	4.79
D1410S22	11/16"	0.26	4.90
D1410S24	3/4"	0.26	5.30
D1410S26	13/16"	0.29	5.90
D1410S28	7/8"	0.31	6.03
D1410S30	15/16"	0.33	6.94
D1410S32	1"	0.37	7.89
D1410S34	1-1/16"	0.39	8.67
D1410S36	1-1/8"	0.44	8.82
D1410S38	1-3/16"	0.44	9.71
D1410S40	1-1/4"	0.45	11.04



D1410M

1/2" Dr. Impact Socket METRIC 6Pt

Item	Size	LBS	\$
D1410M08	8MM	0.14	4.23
D1410M09	9MM	0.14	4.23
D1410M10	10MM	0.15	4.23
D1410M11	11MM	0.16	4.23
D1410M12	12MM	0.16	4.23
D1410M13	13MM	0.16	4.23
D1410M14	14MM	0.17	4.35
D1410M15	15MM	0.25	4.90
D1410M16	16MM	0.24	5.00
D1410M17	17MM	0.26	5.00
D1410M18	18MM	0.26	5.00
D1410M19	19MM	0.26	5.30
D1410M20	20MM	0.26	5.71
D1410M21	21MM	0.29	5.71
D1410M22	22MM	0.31	5.82
D1410M23	23MM	0.31	5.92
D1410M24	24MM	0.33	7.60
D1410M25	25MM	0.37	7.62
D1410M26	26MM	0.37	8.50
D1410M27	27MM	0.39	8.70
D1410M28	28MM	0.43	8.95
D1410M29	29MM	0.44	9.08
D1410M30	30MM	0.44	9.71
D1410M32	32MM	0.45	11.04
D1410M33	33MM	0.50	11.93
D1410M34	34MM	0.51	12.32
D1410M36	36MM	0.55	14.55
D1410M38	38MM	0.53	16.76
D1410M39	39MM	0.53	17.87
D1410M41	41MM	0.62	19.95
D1410M46	46MM	0.97	26.87



D1440S

1/2" Dr. Impact Socket SAE 12Pt

Item	Size	LBS	\$
D1440S20	5/8"	0.38	7.65
D1440S24	3/4"	0.58	9.28
D1440S28	7/8"	0.64	9.47
D1440S30	15/16"	0.66	12.19
D1440S32	1"	0.75	12.19
D1440S34	1-1/16"	0.76	13.06
D1440S36	1-1/8"	0.93	13.83
D1440S40	1-1/4"	1.05	14.08
D1440S42	1-5/16"	1.15	14.95



Many of these items are available with Hang Tags for 6% additional charge

1/2" Drive Impact Socket Sets



D1420S
1/2" Dr. Impact Socket SAE 12Pt

Item	Size	LBS	\$
D1420S16	1/2"	0.15	4.44
D1420S18	9/16"	0.17	4.44
D1420S20	5/8"	0.25	4.79
D1420S22	11/16"	0.26	4.90
D1420S24	3/4"	0.26	5.30
D1420S26	13/16"	0.27	5.90
D1420S28	7/8"	0.31	6.03
D1420S30	15/16"	0.37	6.94
D1420S32	1"	0.36	7.89
D1420S34	1-1/16"	0.39	8.67
D1420S36	1-1/8"	0.43	8.82

D1420M

1/2" Dr. Impact Socket METRIC 12Pt

Item	Size	LBS	\$
D1420M08	8MM	0.15	4.23
D1420M09	9MM	0.15	4.23
D1420M10	10MM	0.15	4.23
D1420M11	11MM	0.16	4.23
D1420M12	12MM	0.16	4.23
D1420M13	13MM	0.16	4.23
D1420M14	14MM	0.17	4.35
D1420M15	15MM	0.25	4.90
D1420M16	16MM	0.24	5.00
D1420M17	17MM	0.26	5.00
D1420M18	18MM	0.26	5.00
D1420M19	19MM	0.26	5.30
D1420M20	20MM	0.26	5.71
D1420M21	21MM	0.29	5.71
D1420M22	22MM	0.31	5.82
D1420M23	23MM	0.31	5.92
D1420M24	24MM	0.33	7.60
D1420M25	25MM	0.37	7.62
D1420M26	26MM	0.37	8.50
D1420M27	27MM	0.39	8.70
D1420M28	28MM	0.43	8.95
D1420M29	29MM	0.44	9.08
D1420M30	30MM	0.44	9.71
D1420M32	32MM	0.45	11.04



D1430S
1/2" Dr. Deep Impact Socket SAE 6Pt

Item	Size	LBS	\$
D1430S12	3/8"	0.33	7.65
D1430S14	7/16"	0.33	7.65
D1430S16	1/2"	0.35	7.65
D1430S18	9/16"	0.37	7.65
D1430S20	5/8"	0.51	7.85
D1430S22	11/16"	0.52	8.98
D1430S24	3/4"	0.55	9.28
D1430S26	13/16"	0.53	9.36
D1430S28	7/8"	0.64	9.47
D1430S30	15/16"	0.68	11.73
D1430S32	1"	0.74	12.19
D1430S34	1-1/16"	0.78	13.06
D1430S36	1-1/8"	0.88	13.83
D1430S38	1-3/16"	0.90	13.96
D1430S40	1-1/4"	0.93	14.08

D1430M 1/2" Dr. Deep Impact Socket METRIC 6Pt

Item	Size	LBS	\$
D1430M08	8MM	0.26	7.65
D1430M09	9MM	0.28	7.65
D1430M10	10MM	0.30	7.65
D1430M11	11MM	0.32	7.65
D1430M12	12MM	0.35	7.65
D1430M13	13MM	0.35	7.65
D1430M14	14MM	0.38	7.65
D1430M15	15MM	0.49	9.18
D1430M16	16MM	0.51	9.23
D1430M17	17MM	0.53	9.28
D1430M18	18MM	0.54	9.28
D1430M19	19MM	0.54	9.28
D1430M20	20MM	0.54	9.28
D1430M21	21MM	0.55	9.28
D1430M22	22MM	0.65	10.39
D1430M23	23MM	0.66	10.85
D1430M24	24MM	0.68	11.73
D1430M25	25MM	0.75	12.75
D1430M26	26MM	0.76	12.75
D1430M27	27MM	0.78	13.62
D1430M28	28MM	0.83	13.77
D1430M29	29MM	0.89	13.82
D1430M30	30MM	0.92	13.92
D1430M32	32MM	0.94	14.08

Many of these items are available with Hang Tags for 6% additional charge

1/2" Drive Impact Sockets



4935S

1/2" Dr. Deep Thin Wall Impact Socket SAE 6Pt

Item	Size	LBS	\$
493510S	5/16"	0.28	12.33
493512S	3/8"	0.32	12.33
493514S	7/16"	0.33	12.69
493516S	1/2"	0.35	12.69
493518S	9/16"	0.36	12.69
493520S	5/8"	0.37	14.52
493522S	11/16"	0.52	14.52
493524S	3/4"	0.56	14.52
493526S	13/16"	0.64	15.10
493528S	7/8"	0.68	16.43
493530S	15/16"	0.74	16.74
493532S	1"	0.78	17.52
493534S	1-1/16"	0.89	18.16
493536S	1-1/8"	0.91	19.44
493538S	1-3/16"	0.92	19.81
493540S	1-1/4"	0.93	19.81



4935M

1/2" Dr. Deep Thin Wall Impact Socket METRIC 6Pt

Item	Size	LBS	\$
493511M	11MM	0.32	12.69
493512M	12MM	0.35	12.69
493513M	13MM	0.35	12.69
493514M	14MM	0.38	12.69
493516M	16MM	0.48	14.52
493517M	17MM	0.50	14.52
493519M	19MM	0.52	14.52
493521M	21MM	0.55	15.10
493522M	22MM	0.52	16.43
493523M	23MM	0.53	16.74
493524M	24MM	0.55	16.74
493526M	26MM	0.65	17.91
493527M	27MM	0.66	18.16
493530M	30MM	0.68	19.81

1/2" Drive Impact Star Sockets



4575M

1/2" Dr. Impact Star Socket 1-1/2"L

Item	Size	LBS	\$
457510M	E10	0.15	13.18
457512M	E12	0.15	13.18
457514M	E14	0.16	13.18
457516M	E16	0.17	13.18
457518M	E18	0.17	13.18
457520M	E20	0.26	15.64

1/2" Drive Impact Sockets



4415M

1/2" Dr. Super Thin Wall Impact Socket METRIC 6Pt

Item	Size	LBS	\$
441517M	17MM	0.52	19.08
441519M	19MM	0.55	19.08
441521M	21MM	0.55	19.08

Many of these items are available with Hang Tags for 6% additional charge

1/2" Drive Impact Racing Sockets & Accessories



D3411/D3431
1/2" Dr. Impact Racing Sockets SAE

Item	Size	LBS	\$
1/2" Dr. Impact Racing Socket SAE 2"L			
D3411S37	1-5/32"	0.43	21.56
1/2" Dr. Deep Impact Racing Socket SAE 3"L			
D3431S37	1-5/32"	0.66	27.72



D5471/D5472/D5473
1/2" Dr. Impact Universal Joint

Item	Size	LBS	\$
D5471	2-1/2"	0.38	23.96
D5472	3"	0.49	26.52
D5473	2"	0.33	18.36



D5471P/D5472P/D5473P
1/2" Dr. Impact Universal Joint W/Ball

Item	Size	LBS	\$
D5471P	2-1/2"	0.38	23.96
D5472P	3"	0.49	26.52
D5473P	2"	0.33	18.36



D5420
1/2" Dr. Impact Extension Bar SAE

Item	Size	LBS	\$
D5420-03	3"	0.43	10.28
D5420-04	4"	0.56	12.04
D5420-05	5"	0.61	12.50
D5420-06	6"	0.75	19.79
D5420-10	10"	0.99	23.66
D5420-12	12"	1.31	24.99



D5483/D5486
1/2" Dr. Impact Adapter

Item	Size	LBS	\$
D5483	1/2"Fx3/8"M	0.21	8.63
D5486	1/2"Fx3/4"M	0.33	12.76



D5483P/D5486P
1/2" Dr. Impact Adapter W/Ball

Item	Size	LBS	\$
D5483P	1/2"Fx3/8"M	0.21	8.63
D5486P	1/2"Fx3/4"M	0.33	12.76



D5420P
1/2" Dr. Impact Extension Bar W/Ball

Item	Size	LBS	\$
D5420-03P	3"	0.43	10.28
D5420-04P	4"	0.56	12.04
D5420-05P	5"	0.61	12.50
D5420-06P	6"	0.75	19.79
D5420-10P	10"	0.99	23.66
D5420-12P	12"	1.31	24.99



90401/90402
Ring for 1/2" Dr. Impact Socket

Item	Size	LBS	\$
90401	19MM	0.01	0.43
90402	23MM	0.01	0.43

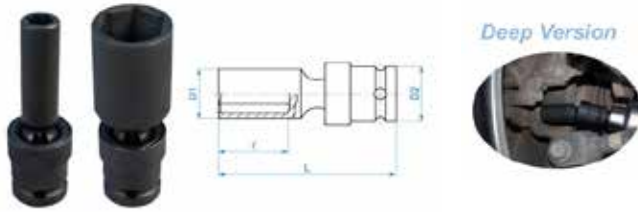


90601/90602
Pin for 1/2" Dr. Impact Socket

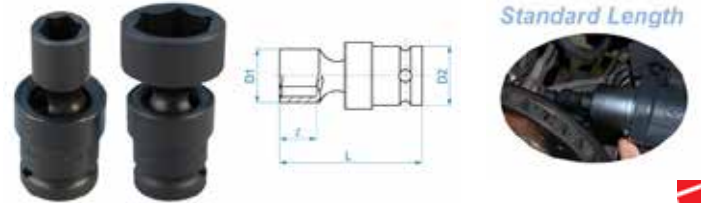
Item	Size	LBS	\$
90601	20MM	0.01	1.94
90602	25MM	0.01	2.18

Many of these items are available with Hang Tags for 6% additional charge

1/2" Drive Impact Universal Sockets & Sets



Deep Version



Standard Length

4A55

1/2" Dr. Deep Impact Universal Sockets SAE 6Pt

Item	Size	LBS	\$
4A5512S	3/8"	0.35	21.50
4A5514S	7/16"	0.37	21.50
4A5516S	1/2"	0.39	21.50
4A5518S	9/16"	0.38	21.50
4A5520S	5/8"	0.40	21.50
4A5522S	11/16"	0.40	22.15
4A5524S	3/4"	0.41	22.51
4A5526S	13/16"	0.42	23.59
4A5528S	7/8"	0.43	24.26
4A5530S	15/16"	0.48	24.93

4B55

1/2" Dr. Standard Impact Universal Sockets SAE 6Pt

Item	Size	LBS	\$
4B5512S	3/8"	0.43	17.66
4B5514S	7/16"	0.46	17.66
4B5516S	1/2"	0.46	18.33
4B5518S	9/16"	0.48	19.36
4B5520S	5/8"	0.52	19.36
4B5522S	11/16"	0.57	19.72
4B5524S	3/4"	0.57	20.80
4B5526S	13/16"	0.60	21.48
4B5528S	7/8"	0.61	21.63
4B5530S	15/16"	0.68	22.51



4440SP

\$241.62

10Pc. Deep Impact Universal Socket Set SAE 6Pt

1/2"Dr. Deep Impact Sockets 6pt.
3/8",7/16",1/2",9/16",5/8",11/16", 3/4",13/16",7/8",15/16"
6.95 LBS



4450SP

\$213.91

10Pc. Standard Impact Universal Socket Set SAE 6Pt

1/2"Dr. Standard Impact Sockets 6pt.
3/8",7/16",1/2",9/16",5/8",11/16", 3/4",13/16",7/8",15/16"
5.95 LBS

Many of these items are available with Hang Tags for 6% additional charge

1/2" Drive Impact Bit Sockets & Socket Sets

4053

1/2" Dr. Impact Torx Bit Socket 2-3/8"L



Item	Size	LBS	\$
405325	T25	0.16	21.03
405327	T27	0.16	21.03
405330	T30	0.16	21.03
405340	T40	0.19	23.36
405345	T45	0.20	23.36
405350	T50	0.21	23.36
405355	T55	0.22	25.82
405360	T60	0.23	25.82

4015

1/2" Dr. Impact Hex Bit Socket METRIC 3-5/32"L



Item	Size	LBS	\$
401506M	6MM	0.19	20.04
401508M	8MM	0.21	21.47
401510M	10MM	0.30	21.47
401512M	12MM	0.32	24.02
401513M	13MM	0.34	24.02
401514M	14MM	0.36	24.02
401517M	17MM	0.55	25.15
401519M	19MM	0.63	25.15

4147

1/2" Dr. Impact Bit Holder



Item	Size	LBS	\$
414708S	1/4"	0.15	11.41
414710S	5/16"	0.15	11.41
414710M	10MM	0..16	12.14

4413MP

\$75.86 8Pc. Thin Wall Impact Socket Set METRIC 6Pt

1/2" Drive Thin Wall Impact Sockets 6pt.
10,12,13,14,17,19,21,24mm 3.31 LBS



4417PP

\$174.52 7Pc. Impact Torx Bit Socket Set

1/2" Drive Impact Torx Bit Sockets
60mmL, T25,T30,T40,T45,T50,T55,T60
2.07 LBS



4407MP

\$142.33 7Pc. Impact Hex Bit Socket Set

1/2" Drive Impact Hex Bit Sockets
60mmL 4,5,6,8,10,12,14mm
2.07 LBS



4467PP

\$165.45 7Pc. Deep Impact Torx Bit Socket Set

1/2" Drive Deep Impact Torx Bit Sockets
100mmL T25,T30,T40,T45, T50,T55,T60
.89 LBS



4457MP

\$182.80 7Pc. Deep Impact Hex Bit Socket Set

1/2" Drive Deep Impact Hex Bit Sockets 100mmL
4,5,6,8,10,12,14mm
3.17 LBS



Many of these items are available with Hang Tags for 6% additional charge

3/4" Drive Impact Sockets



D1610S
3/4" Dr. Impact Socket SAE 6Pt

Item	Size	LBS	\$
D1610S22	11/16"	0.50	11.64
D1610S24	3/4"	0.52	12.20
D1610S26	13/16"	0.56	12.20
D1610S28	7/8"	0.57	12.42
D1610S30	15/16"	0.57	12.60
D1610S32	1"	0.57	12.82
D1610S34	1-1/16"	0.73	13.12
D1610S36	1-1/8"	0.80	13.53
D1610S38	1-3/16"	0.82	13.79
D1610S40	1-1/4"	1.03	13.97
D1610S42	1-5/16"	1.05	14.48
D1610S44	1-3/8"	1.09	15.07
D1610S46	1-7/16"	1.12	15.87
D1610S48	1-1/2"	1.21	16.17
D1610S50	1-9/16"	1.29	19.38
D1610S52	1-5/8"	1.30	19.38
D1610S54	1-11/16"	1.40	19.38
D1610S56	1-3/4"	1.36	19.38
D1610S58	1-13/16"	1.57	22.13
D1610S60	1-7/8"	2.04	24.99
D1610S62	1-15/16"	2.10	25.50
D1610S64	2"	2.10	33.54
D1610S66	2-1/16"	2.38	38.05
D1610S68	2-1/8"	2.48	39.77
D1610S70	2-3/16"	2.54	42.18
D1610S72	2-1/4"	2.66	43.10
D1610S74	2-5/16"	2.75	46.68
D1610S76	2-3/8"	2.97	49.78



D1611M
3/4" Dr. Thin Wall Impact Socket METRIC 6Pt

Item	Size	LBS	\$
D1611M19	19MM	0.52	10.20
D1611M22	22MM	0.57	10.20
D1611M24	24MM	0.63	10.30
D1611M27	27MM	0.70	11.64
D1611M30	30MM	0.79	12.93



D1610M
3/4" Dr. Impact Socket METRIC 6Pt

Item	Size	LBS	\$
D1610M17	17MM	0.70	11.64
D1610M18	18MM	0.71	11.64
D1610M19	19MM	0.73	11.64
D1610M21	21MM	0.75	12.06
D1610M22	22MM	0.76	12.28
D1610M23	23MM	0.76	12.51
D1610M24	24MM	0.77	12.73
D1610M26	26MM	0.79	12.90
D1610M27	27MM	0.83	13.12
D1610M28	28MM	0.87	13.34
D1610M29	29MM	0.89	13.57
D1610M30	30MM	0.91	13.79
D1610M32	32MM	1.03	13.97
D1610M33	33MM	1.05	14.14
D1610M34	34MM	1.09	14.41
D1610M35	35MM	1.09	14.84
D1610M36	36MM	1.12	14.95
D1610M38	38MM	1.21	15.30
D1610M40	40MM	1.29	20.42
D1610M41	41MM	1.30	21.88
D1610M42	42MM	1.36	22.29
D1610M43	43MM	1.40	22.59
D1610M44	44MM	1.36	23.10
D1610M46	46MM	1.57	24.17
D1610M48	48MM	2.04	25.14
D1610M50	50MM	2.10	26.27
D1610M52	52MM	2.38	36.19
D1610M54	54MM	2.48	37.30
D1610M55	55MM	2.54	38.14
D1610M57	57MM	2.66	39.02
D1610M58	58MM	2.75	40.24
D1610M60	60MM	2.89	42.68
D1610M63	63MM	2.96	46.44
D1610M65	65MM	2.98	48.78

Many of these items are available with Hang Tags for 6% additional charge



3/4" Drive Impact Sockets



D1620M
3/4" Dr. Impact Socket
METRIC 12Pt

Item	Size	LBS	\$
D1620M17	17MM	0.69	11.64
D1620M19	19MM	0.70	11.84
D1620M21	21MM	0.75	12.06
D1620M22	22MM	0.75	12.28
D1620M23	23MM	0.75	12.51
D1620M24	24MM	0.75	12.68
D1620M26	26MM	0.78	12.90
D1620M27	27MM	0.84	13.17
D1620M28	28MM	0.88	13.34
D1620M29	29MM	0.90	13.57
D1620M30	30MM	1.12	13.79
D1620M32	32MM	1.06	13.97
D1620M33	33MM	1.06	14.14
D1620M34	34MM	1.08	14.41
D1620M35	35MM	1.09	14.84
D1620M36	36MM	1.11	14.95
D1620M38	38MM	1.19	15.30
D1620M40	40MM	1.19	20.42
D1620M41	41MM	1.28	21.88
D1620M42	42MM	1.36	22.29
D1620M46	46MM	1.66	24.17



D1630S
3/4" Dr. Deep Impact
Socket SAE 6Pt

Item	Size	LBS	\$
D1630S24	3/4"	1.23	18.87
D1630S26	13/16"	1.30	18.87
D1630S28	7/8"	1.34	19.02
D1630S30	15/16"	1.38	19.02
D1630S32	1"	1.45	19.74
D1630S34	1-1/16"	1.45	19.74
D1630S36	1-1/8"	1.48	19.74
D1630S38	1-3/16"	1.52	19.87
D1630S40	1-1/4"	1.60	20.04
D1630S42	1-5/16"	1.73	22.93
D1630S44	1-3/8"	1.78	23.13
D1630S46	1-7/16"	1.79	23.49
D1630S48	1-1/2"	1.94	26.72
D1630S50	1-9/16"	2.05	27.68
D1630S52	1-5/8"	2.06	28.63
D1630S54	1-11/16"	2.46	31.27
D1630S56	1-3/4"	2.60	32.60
D1630S58	1-13/16"	2.77	34.53
D1630S60	1-7/8"	3.05	35.25
D1630S62	1-15/16"	3.18	37.30
D1630S64	2"	3.24	39.11



D1630M
3/4" Dr. Deep Impact Socket
METRIC 6Pt

Item	Size	LBS	\$
D1630M19	19MM	1.23	21.06
D1630M21	21MM	1.30	21.06
D1630M22	22MM	1.34	21.06
D1630M23	23MM	1.34	21.06
D1630M24	24MM	1.38	21.06
D1630M25	25MM	1.38	21.68
D1630M26	26MM	1.38	21.68
D1630M27	27MM	1.43	21.68
D1630M28	28MM	1.43	21.68
D1630M29	29MM	1.48	21.93
D1630M30	30MM	1.52	21.93
D1630M32	32MM	1.60	23.65

Item	Size	LBS	\$
D1630M33	33MM	1.73	24.24
D1630M34	34MM	1.75	24.24
D1630M35	35MM	1.78	24.66
D1630M36	36MM	1.79	25.19
D1630M38	38MM	1.94	25.76
D1630M40	40MM	2.05	29.66
D1630M41	41MM	2.06	30.06
D1630M42	42MM	2.38	32.40
D1630M43	43MM	2.46	36.01
D1630M44	44MM	2.60	36.57
D1630M46	46MM	2.77	38.11
D1630M48	48MM	3.05	38.11
D1630M50	50MM	3.24	38.93

Many of these items are available with Hang Tags for 6% additional charge

3/4" Drive Impact Sockets

6935S

3/4" Dr. Deep Thin Wall Impact Socket SAE 6Pt



Item	Size	LBS	\$
693524S	3/4"	0.81	30.72
693526S	13/16"	0.84	30.72
693528S	7/8"	0.85	30.72
693530S	15/16"	0.91	30.72
693532S	1"	1.10	30.72
693534S	1-1/16"	1.44	38.46
693536S	1-1/8"	1.50	39.30
693538S	1-3/16"	1.50	39.38
693540S	1-1/4"	1.61	40.54

6935M

3/4" Dr. Deep Thin Wall Impact Socket METRIC 6Pt



Item	Size	LBS	\$
693519M	19MM	1.24	37.53
693521M	21MM	1.31	37.58
693522M	22MM	1.35	37.58
693523M	23MM	1.35	37.58
693524M	24MM	1.36	37.58
693526M	26MM	1.38	37.58
693527M	27MM	1.39	38.46
693529M	29MM	1.48	39.30
693530M	30MM	1.52	39.38
693532M	32MM	1.61	40.54

3/4" Drive Impact Bit Sockets & Accessories

6015M

3/4" Dr. Impact Hex Bit Socket 3-7/16"L



Item	Size	LBS	\$
601514M	14MM	0.72	37.66
601517M	17MM	0.75	37.66
601519M	19MM	0.80	37.66
601521M	21MM	1.08	37.66
601522M	22MM	1.15	37.66
601524M	24MM	1.22	44.69
601527M	27MM	1.33	44.69

1740H

Impact Hex Bit 1-9/16"L



Item	Size	LBS	\$
174010H	10MM	0.10	8.38
174012H	12MM	0.11	8.62
174014H	14MM	0.13	8.73
174017H	17MM	0.16	9.11
174019H	19MM	0.18	9.90
174022H	22MM	0.21	10.76

609616M

3/4" Dr. Impact Bit Holder 2-1/16"L



Item	Size	LBS	\$
609616M	16MM	0.81	23.55

6085

3/4" Impact Hex Bit Socket 3-1/32"L



Item	Size	LBS	\$
608510	10MM	0.92	32.01
608512	12MM	0.93	32.07
608514	14MM	0.95	32.75
608517	17MM	0.97	32.75
608519	19MM	0.99	33.55
608522	22MM	1.04	33.55

Many of these items are available with Hang Tags for 6% additional charge

3/4" Drive Impact Accessories



D5620
3/4" Dr. Impact
Extension Bar

Item	Size	LBS	\$
D5620-04	4"	1.26	25.50
D5620-07	7"	1.89	32.50
D5620-10	10"	2.54	37.30
D5620-13	13"	3.13	44.95



D5684/D5688
3/4" Dr. Impact
Adapter

Item	Size	LBS	\$
D5684	3/4"Fx1/2"M	0.68	18.14
D5688	3/4"Fx1"M	0.92	21.00



D5620P
3/4" Dr. Impact
Extension Bar Black W/Ball

Item	Size	LBS	\$
D5620-04P	4"	1.26	25.50
D5620-07P	7"	1.89	32.50
D5620-10P	10"	2.54	37.30
D5620-13P	13"	3.13	44.95



D5684P/D5688P
3/4" Dr. Impact
Adapter W/Ball

Item	Size	LBS	\$
D5684P	3/4"Fx1/2"M	0.68	18.14
D5688P	3/4"Fx1"M	0.91	21.00



D5671/D5672
3/4" Dr. Impact
Universal Joint

Item	Size	LBS	\$
D5671	4-1/2"	1.63	53.55
D5672	4-1/4"	1.62	57.43



90403/04/05
Ring for 3/4" Dr.
Impact Socket

Item	Size	LBS	\$
90403	33MM	0.01	0.44
90404	37MM	0.01	0.97
90405	44MM	0.01	1.28



D5671P/D5672P
3/4" Dr. Impact
Universal Joint W/Ball

Item	Size	LBS	\$
D5671P	4-1/2"	1.63	53.55
D5672P	4-1/4"	1.62	57.43



90603/04/07
Pin for 3/4" Dr.
Impact Socket

Item	Size	LBS	\$
90603	35MM	0.01	1.21
90604	45MM	0.01	1.28
90607	30MM	0.01	1.53

Many of these items are available with Hang Tags for 6% additional charge

1" Drive Impact Sockets



D1810S

1" Dr. Impact Socket SAE 6Pt

Item	Size	LBS	\$
D1810S24	3/4"	1.12	21.84
D1810S26	13/16"	1.16	21.84
D1810S28	7/8"	1.16	21.84
D1810S30	15/16"	1.16	22.20
D1810S32	1"	1.25	22.20
D1810S34	1-1/16"	1.25	22.59
D1810S36	1-1/8"	1.32	22.59
D1810S38	1-3/16"	1.30	23.00
D1810S40	1-1/4"	1.49	23.28
D1810S42	1-5/16"	1.54	23.41
D1810S44	1-3/8"	1.71	23.77
D1810S46	1-7/16"	1.60	23.77
D1810S48	1-1/2"	1.63	23.77
D1810S50	1-9/16"	1.76	24.18
D1810S52	1-5/8"	1.86	24.86
D1810S54	1-11/16"	1.96	25.85
D1810S56	1-3/4"	2.20	28.99
D1810S58	1-13/16"	2.37	30.17
D1810S60	1-7/8"	2.39	32.03
D1810S62	1-15/16"	2.51	32.79
D1810S64	2"	2.72	37.93
D1810S66	2-1/16"	2.86	40.50
D1810S68	2-1/8"	3.08	40.50
D1810S70	2-3/16"	3.15	47.37
D1810S72	2-1/4"	3.30	47.37
D1810S74	2-5/16"	3.39	54.78
D1810S76	2-3/8"	3.87	57.43
D1810S78	2-7/16"	3.87	62.88
D1810S80	2-1/2"	3.85	67.14
D1810S82	2-9/16"	3.87	69.94
D1810S84	2-5/8"	4.33	81.96
D1810S86	2-11/16"	4.33	81.96
D1810S88	2-3/4"	4.65	87.14
D1810S90	2-13/16"	6.44	93.17
D1810S92	2-7/8"	6.71	103.02
D1810S94	2-15/16"	7.01	103.72
D1810S96	3"	7.05	108.36
D1810SA0	3-1/8"	7.37	113.28
D1810SA4	3-1/4"	7.26	129.69
D1810SA8	3-3/8"	7.81	138.48
D1810SB2	3-1/2"	8.69	179.52



D1810M

1" Dr. Impact Socket METRIC 6Pt

Item	Size	LBS	\$
D1810M19	19MM	1.12	23.36
D1810M21	21MM	1.16	23.56
D1810M22	22MM	1.16	23.66
D1810M23	23MM	1.16	23.82
D1810M24	24MM	1.23	23.87
D1810M25	25MM	1.23	23.99
D1810M26	26MM	1.23	24.07
D1810M27	27MM	1.23	24.17
D1810M28	28MM	1.32	24.28
D1810M29	29MM	1.30	24.38
D1810M30	30MM	1.49	24.48
D1810M32	32MM	1.54	24.55
D1810M33	33MM	1.69	24.66
D1810M34	34MM	1.71	24.77
D1810M35	35MM	1.71	24.89
D1810M36	36MM	1.71	24.97
D1810M38	38MM	1.76	25.25
D1810M40	40MM	1.86	25.76
D1810M41	41MM	1.96	26.39
D1810M42	42MM	2.20	26.95
D1810M44	44MM	2.37	29.22
D1810M46	46MM	2.39	31.47
D1810M48	48MM	2.57	32.03
D1810M50	50MM	2.86	33.61
D1810M52	52MM	2.86	43.86
D1810M53	53MM	3.08	43.86
D1810M54	54MM	3.15	44.25
D1810M55	55MM	3.39	50.46
D1810M58	58MM	3.87	56.45
D1810M60	60MM	3.87	62.79
D1810M63	63MM	3.87	70.38
D1810M65	65MM	4.33	70.82
D1810M66	66MM	4.33	74.46
D1810M68	68MM	4.33	76.50
D1810M70	70MM	4.65	83.62
D1810M71	71MM	6.44	111.40
D1810M75	75MM	7.01	119.05
D1810M80	80MM	7.37	156.96
D1810M85	85MM	8.00	170.65
D1810M90	90MM	8.69	182.85



1" Drive Impact Sockets



D1830S

1" Dr. Deep Impact Socket SAE 6Pt

Item	Size	LBS	\$
D1830S30	15/16"	1.87	30.48
D1830S32	1"	1.91	30.58
D1830S34	1-1/16"	1.94	31.16
D1830S36	1-1/8"	2.06	31.67
D1830S38	1-3/16"	2.06	32.91
D1830S40	1-1/4"	2.16	33.71
D1830S42	1-5/16"	2.24	34.08
D1830S44	1-3/8"	2.27	35.50
D1830S46	1-7/16"	2.27	36.52
D1830S48	1-1/2"	2.27	36.23
D1830S50	1-9/16"	2.37	38.38
D1830S52	1-5/8"	2.39	38.38
D1830S54	1-11/16"	2.39	38.38
D1830S56	1-3/4"	2.87	41.29
D1830S58	1-13/16"	2.90	43.11
D1830S60	1-7/8"	3.09	43.86
D1830S62	1-15/16"	3.11	46.41
D1830S64	2"	3.20	48.96
D1830S66	2-1/16"	3.60	49.47
D1830S68	2-1/8"	3.85	52.02
D1830S70	2-3/16"	4.05	54.98
D1830S72	2-1/4"	4.24	58.00



D1830M

1" Dr. Deep Impact Socket METRIC 6Pt

Item	Size	LBS	\$
D1830M24	24MM	1.87	33.54
D1830M27	27MM	1.94	33.67
D1830M28	28MM	1.96	33.67
D1830M30	30MM	2.02	33.67
D1830M32	32MM	2.06	33.71
D1830M33	33MM	2.24	34.08
D1830M34	34MM	2.27	36.05
D1830M35	35MM	2.27	36.05
D1830M36	36MM	2.27	36.05
D1830M38	38MM	2.27	36.05
D1830M40	40MM	2.37	36.05
D1830M41	41MM	2.39	36.05
D1830M42	42MM	2.40	43.61
D1830M46	46MM	3.02	48.08
D1830M48	48MM	3.09	48.08
D1830M50	50MM	3.25	53.04
D1830M52	52MM	3.60	61.40
D1830M54	54MM	3.85	64.90
D1830M55	55MM	4.00	69.58
D1830M58	58MM	4.24	79.56
D1830M60	60MM	4.51	86.14



D1880M

1" Dr. Rear Wheel Impact Socket 4Pt

Item	Size	LBS	\$
D1880M17	17MM	1.40	26.88
D1880M21	21MM	1.63	26.88



D1831M

1" Dr. Thin Wall Deep Impact Socket 6Pt

Item	Size	LBS	\$
D183124	24MM	1.38	29.05
D183127	27MM	1.41	29.60
D183132	32MM	1.57	31.69
D183136	36MM	1.71	32.03
D183138	38MM	1.78	32.03
D183141	41MM	1.91	32.03

1" Drive Impact Accessories



D5820

**1" Dr. Impact
Extension Bar**

Item	Size	LBS	\$
D5820-07	7"	3.06	45.31
D5820-10	10"	4.16	61.81
D5820-13	13"	5.40	71.46



D5886

1" Dr. Impact Adapter

Item	Size	LBS	\$
D5886	1"Fx3/4"M	1.30	28.02



D5820P

**1" Dr. Impact
Extension Bar W/Ball**

Item	Size	LBS	\$
D5820-07P	7"	3.06	45.31
D5820-10P	10"	4.16	61.81
D5820-13P	13"	5.40	71.46



D5886P

**1" Dr. Impact
Adapter W/Ball**

Item	Size	LBS	\$
D5886P	1"Fx3/4"M	1.30	28.02



D5871

**1" Dr. Impact
Universal Joint**

Item	Size	LBS	\$
D5871	5"	3.37	75.61



90405/90406

**Ring for 3/4" or 1" Dr.
Impact Socket**

Item	Size	LBS	\$
90405	44MM	0.01	1.28
90406	75MM	0.01	3.43



D5871P

**1" Dr. Impact Universal
Joint W/Ball**

Item	Size	LBS	\$
D5871P	5"	3.37	75.61



90605/90606

Pin for 1" Dr. Impact Socket

Item	Size	LBS	\$
90605	45MM	0.01	2.10
90606	75MM	0.01	2.79

1-1/2" Drive Impact Sockets



D1910S

1-1/2" Dr. Impact Socket SAE 6Pt

Item	Size	LBS	\$
D1910S64	2"	5.08	146.37
D1910S66	2-1/16"	5.08	146.37
D1910S68	2-1/8"	5.27	146.37
D1910S70	2-3/16"	5.59	148.41
D1910S72	2-1/4"	5.81	148.41
D1910S74	2-5/16"	6.01	150.45
D1910S76	2-3/8"	6.09	162.36
D1910S78	2-7/16"	6.29	162.36
D1910S80	2-1/2"	6.53	177.63
D1910S82	2-9/16"	6.75	192.78
D1910S84	2-5/8"	7.00	192.78
D1910S86	2-11/16"	7.11	202.98
D1910S88	2-3/4"	7.50	209.10
D1910S90	2-13/16"	7.79	218.87
D1910S92	2-7/8"	7.85	220.81
D1910S94	2-15/16"	7.83	233.84
D1910S96	3"	8.16	248.76



D1910M

1-1/2" Dr. Impact Socket METRIC 6Pt

Item	Size	LBS	\$
D1910M46	46MM	6.05	164.94
D1910M50	50MM	6.03	165.50
D1910M55	55MM	7.78	173.53
D1910M60	60MM	7.10	225.42
D1910M65	65MM	8.31	275.40
D1910M70	70MM	9.66	334.56
D1910M75	75MM	10.91	395.76
D1910M80	80MM	13.33	438.60
D1910M85	85MM	13.51	510.00
D1910M90	90MM	15.07	571.20

Bearing Locknut Sockets

- Material - chrome molybdenum alloy steel
- Finishing - black chrome plated

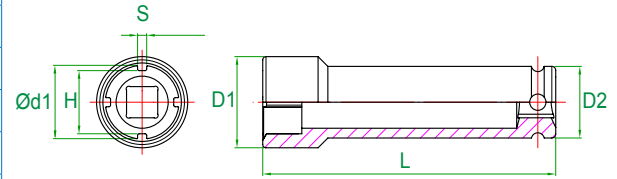


D3342N, D3442N, D3642N

Bearing Locknut Sockets

- Impact quality
- Exceeds ANSI & DIN standards
- Large, easy-to-read markings
- Drive-end sized for standard ratchets T-handles, or torque wrenches 3/8" & 1/2"DR & 3/4"DR

Item	Dr.	H (inch)	S (inch)	D1 (inch)	D2 (inch)	Ød1 (inch)	L (inch)	lbs ⚖	\$
D3342N01	3/8"	0.76	0.11	1.10	0.87	0.90	3.54	0.34	58.94
D3442N02	1/2"	0.83	0.11	1.30	1.18	1.02	3.54	0.76	75.06
D3442N03	1/2"	0.95	0.17	1.42	1.18	1.14	3.54	0.66	76.31
D3442N04	1/2"	1.20	0.17	1.61	1.18	1.38	3.54	0.73	79.56
D3442N05	1/2"	1.39	0.17	1.81	1.18	1.58	3.54	1.10	111.38
D3442N06	1/2"	1.58	0.17	2.09	1.18	1.77	3.54	1.50	132.44
D3442N07	1/2"	1.88	0.17	2.36	1.73	2.08	3.54	1.93	148.31
D3442N08	1/2"	2.08	0.24	2.68	1.73	2.27	3.54	2.39	173.19
D3642N09	3/4"	2.36	0.24	2.89	2.13	2.55	4.13	2.63	181.25
D3642N10	3/4"	2.52	0.24	3.09	2.13	2.71	4.13	2.95	197.50
D3642N11	3/4"	2.75	0.24	3.29	2.13	2.98	4.13	2.94	214.69
D3642N12	3/4"	2.92	0.24	3.48	2.13	3.17	4.06	3.16	315.31
D3642N13	3/4"	3.14	0.24	3.70	2.13	3.39	4.06	3.28	348.69



7Pc. Bearing Locknut Socket Set

A4414NPE

\$812.25

6pcs. 1/2" Drive Bearing Locknut sockets
N03, N04, N05, N06, N07, N08

1pc 3/4" Drive Bearing Locknut socket N09

15.2 lbs

Blow Case Size : 17-11/16" x
12- 5/8" x 3-7/16"

Wrenches & Wrench Sets

SAE & METRIC • 6 & 12 POINTS • High Polished Chrome & Satin Finish • Meets ASDI & DIN Standards



Visibility Larger marking for easy size identification

Durability Quality chrome molybdenum alloy steel. Precision heat treating for maximum strength.

Precision Manufactured to ANSI & DIN industrial standards

Combination Wrenches & Sets

Open End Wrenches & Sets

Box End Wrenches & Sets

Offset Box End Wrenches & Sets

Flare Nut Wrenches & Sets

Star Box End Wrenches & Sets

Combination Speed Wrenches & Sets

Flexible Head Speed Wrenches & Sets

Reversible Combination Speed

Wrenches & Sets

Box End Speed Wrenches & Sets

Wrench Holders & Sets

Adjustable Wrenches

Pipe Wrenches

Special Purpose Wrenches

Combination Wrench Sets



**5Pc.
Combination
Wrench Set
SAE 12Pt**

A1201SR
\$204.73

1", 1-1/16", 1-1/8",
1-1/4", 1-1/2"
9.02 LBS



**5Pc.
Combination
Wrench Set
METRIC 12Pt**

A1201MR
\$185.74


24, 25, 27, 30, 32mm
9.02 LBS



**9Pc. Combination Wrench Set
SAE 12Pt**

9-A1202SRE \$90.31

1/4", 5/16", 3/8", 7/16", 1/2", 9/16", 5/8", 11/16", 3/4" 2.42 LBS




Foam Storage #85751032B **\$23.15**

**9Pc. Combination Wrench Set
METRIC 12Pt**

9-A1202MRE \$90.31

8, 9, 10, 11, 12, 13, 14, 17, 19mm 2.42 LBS



Foam Storage #85751132B **\$23.15**

**12Pc. Combination Wrench Set
SAE 12Pt**



A1204SR
\$151.69

5/16", 3/8", 7/16",
1/2", 9/16", 5/8",
11/16", 3/4", 13/16",
7/8", 15/16", 1"
6.17 LBS

**12Pc. Combination Wrench Set
METRIC 12Pt**



A1204MR

\$125.00

8,9,10,11,12,13,14,15,
16,17,18,19mm
3.72 LBS

Combination Wrench Sets

9Pc. Combination Wrench Set SAE 12Pt

A1202SR

\$80.31

1/4", 5/16", 3/8", 7/16",
1/2", 9/16", 5/8",
11/16", 3/4"
2.42 LBS



9Pc. Combination Wrench Set METRIC 12Pt

A1202MR

\$80.31

8, 9, 10, 11, 12, 13,
14, 17, 19mm
2.42 LBS



13Pc. Combination Wrench Set METRIC 12Pt

A1203MR **\$153.62**

8, 9, 10, 11, 12, 13,
14, 15, 16, 17, 19,
22, 24mm
5.94 LBS



13Pc. Combination Wrench Set METRIC 12Pt

9-A1203MRE

\$173.62

8, 9, 10, 11, 12, 13, 14, 15,
16, 17, 19, 22, 24mm
5.94 LBS



Foam Storage #85750932B **\$42.85**

13Pc. Combination Wrench Set SAE 12Pt

A1203SR **\$153.62**

1/4", 5/16", 3/8", 7/16", 1/2", 9/16", 5/8", 11/16", 3/4", 13/16", 7/8", 15/16", 1"
5.94 LBS



13Pc. Combination Wrench Set SAE 12Pt

9-A1203SRE

\$173.62

1/4", 5/16", 3/8", 7/16", 1/2",
9/16", 5/8", 11/16", 3/4",
13/16", 7/8", 15/16", 1"
5.94 LBS



Foam Storage #85751432B **\$42.85**

Combination Wrench Sets

14Pc. Combination Wrench Set SAE 12Pt

A1209SR \$242.92

5/16", 3/8", 7/16", 1/2", 9/16", 5/8", 11/16", 3/4", 13/16", 7/8", 15/16", 1", 1-1/8", 1-1/4"
9.91 LBS



14Pc. Combination Wrench Set SAE 12Pt

9-A1209SRE \$257.92

5/16", 3/8", 7/16", 1/2", 9/16", 5/8", 11/16", 3/4", 13/16", 7/8", 15/16", 1", 1-1/8", 1-1/4"
9.91 LBS



Foam Storage #85751332B **\$64.85**

16Pc. Combination Wrench Set METRIC 12Pt

A1211MR \$280.00

8, 10, 11, 12, 13, 14, 16, 17, 18, 19, 21, 22, 24, 27, 30, 32mm
10.02 LBS



16Pc. Combination Wrench Set METRIC 12Pt

9-A1211MRE \$295.00

8, 10, 11, 12, 13, 14, 16, 17, 18, 19, 21, 22, 24, 27, 30, 32mm
10.02 LBS



Foam Storage #85750832B **\$64.85**



Box End Wrench Sets



**5Pc. 45° Offset
Box End Wrench
Set SAE 12Pt**

A1601SR

\$84.28

3/8"x7/16", 1/2"x9/16",
5/8"x11/16", 3/4"x7/8",
15/16"x1"
2.42 LBS




**7Pc. 75° Offset
Box End Wrench
Set SAE 12Pt**

A1701SR

\$154.51

1/4x5/16", 3/8"x7/16",
1/2"x9/16", 5/8"x11/16",
3/4"x7/8", 15/16"x1",
1-1/16"x1-1/8"
4.41 LBS

Flare Nut Wrench Sets



**6Pc. Flare
Nut Wrench
Set SAE 6Pt**

A1301SR

\$90.59

5/16"x3/8", 3/8"x7/16",
1/2"x9/16", 9/16"x5/8",
11/16"x3/4", 3/4"x7/8"
1.98 LBS



**6Pc. Flare Nut
Wrench Set
METRIC 6Pt**

A1301MR

\$90.58

8x10, 10x12, 11x13, 12x14,
17x19, 19x21mm
1.90 LBS

Combination Speed Wrench Sets

**11Pc. Combination Speed
Wrench Set SAE 12Pt**



A12101SR

\$231.00

5/16", 3/8", 7/16", 1/2",
9/16", 5/8", 11/16", 3/4",
13/16", 7/8", 15/16"
5.05 LBS

**12Pc. Combination Speed
Wrench Set METRIC 12Pt**



A12101MR

\$231.00

8, 9, 10, 11, 12, 13, 14,
15, 17, 19, 22, 24mm
4.43 LBS

Combination Speed Wrench Sets



15Pc. Combination Speed Wrench Set SAE 12Pt

A13102SR
\$263.00

5/16", 3/8", 7/16", 1/2", 9/16", 5/8",
 11/16", 3/4", 13/16", 7/8", 15/16",
 Bit Adapter 1/4",
 Socket Adapters 1/4", 3/8", 1/2"
 5.87 LBS



13Pc. Combination Speed Wrench Set METRIC 12Pt

A13101MR
\$192.00

8, 10, 12, 13, 14, 16, 17, 18,
 19mm
 Bit Adapter 10mm
 Socket Adapters 10,
 13, 19mm
 3.62 LBS



Reversible Combination Speed Wrench Sets

11Pc. Reversible Combination Speed Wrench Set SAE 12Pt



A12201SR
\$302.00

5/16", 3/8", 7/16", 1/2",
 9/16", 5/8", 11/16", 3/4",
 13/16", 7/8", 15/16"
 5.05 LBS

12Pc. Reversible Combination Speed Wrench Set METRIC 12Pt



A12201MR
\$302.00

8, 9, 10, 11, 12, 13,
 14, 15, 17, 19, 22,
 24mm
 4.43 LBS

15Pc. Reversible Combination Speed Wrench Set SAE 12Pt



A13202SR
\$334.00

5/16", 3/8", 7/16", 1/2",
 9/16", 5/8", 11/16", 3/4",
 13/16", 7/8", 15/16"
 Bit Adapter 1/4"
 Socket Adapters 1/4", 3/8", 1/2"
 5.87 LBS

13Pc. Reversible Combination Speed Wrench Set METRIC 12Pt



A13201MR
\$233.00

8, 10, 12, 13, 14, 16, 17,
 18, 19mm
 Bit Adapter 10mm
 Socket Adapters 10, 13, 19mm
 3.62 LBS



Flexible Head Speed Wrench Sets

**8Pc. Flexible Head Speed
Wrench Set SAE 12Pt**



A12001SR

\$204.00

5/16", 3/8", 7/16", 1/2", 9/16", 5/8", 11/16", 3/4" 2.49 LBS

**12Pc. Flexible Head Speed
Wrench Set METRIC 12Pt**



A13001MR

\$264.00

8, 9, 10, 11, 12, 13, 14, 15, 16, 17, 18, 19mm 4.45 LBS

Combination Speed Wrench Sets

6Pc. Combination Speed Wrench Set SAE 12Pt

A12104SR

\$115.00

5/16", 3/8", 7/16", 1/2", 9/16", 5/8" 1.18 LBS



6Pc. Combination Speed Wrench Set METRIC 12Pt

A12104MR

\$115.00

8, 10, 12, 14, 16, 18mm 1.47 LBS



11Pc. Combination Speed Wrench Set SAE 12Pt

A12103SR

\$220.00

5/16", 3/8", 7/16",
1/2", 9/16", 5/8",
11/16", 3/4", 13/16",
7/8", 15/16"
4.54 LBS



11Pc. Combination Speed Wrench Set METRIC 12Pt

A12103MR

\$220.00

8, 9, 10, 11, 12, 13, 14,
15, 16, 17, 18mm
1.47 LBS



6Pc. Wrench Holder Without Hook

87120

\$2.75

0.20 LBS



11Pc. Wrench Holder With Hook

87114

\$6.22

0.40 LBS



Combination Wrenches



F130S

Combination Wrench SAE Chrome 12Pt

Item	Size	LBS	\$
F130S08	1/4"	0.04	6.78
F130S10	5/16"	0.05	7.38
F130S12	3/8"	0.10	7.77
F130S14	7/16"	0.12	8.25
F130S16	1/2"	0.17	9.71
F130S18	9/16"	0.20	10.52
F130S20	5/8"	0.26	11.64
F130S22	11/16"	0.30	12.63
F130S24	3/4"	0.39	15.31
F130S26	13/16"	0.49	17.77
F130S28	7/8"	0.51	18.36
F130S30	15/16"	0.66	22.08
F130S32	1"	0.77	26.94
F130S34	1-1/16"	0.86	31.47
F130S36	1-1/8"	1.00	36.46
F130S38	1-3/16"	1.46	40.00
F130S40	1-1/4"	1.29	42.58
F130S42	1-5/16"	2.30	62.33
F130S44	1-3/8"	2.34	62.88
F130S46	1-7/16"	2.78	75.18
F130S48	1-1/2"	2.91	81.25

F130M

Combination Wrench METRIC Chrome 12Pt

Item	Size	LBS	\$
F130M55	5.5MM	0.04	6.78
F130M06	6MM	0.04	6.78
F130M07	7MM	0.05	7.06
F130M08	8MM	0.05	7.38
F130M09	9MM	0.08	7.65
F130M10	10MM	0.10	8.05
F130M11	11MM	0.12	8.25
F130M12	12MM	0.15	9.05
F130M13	13MM	0.17	9.71
F130M14	14MM	0.20	10.52
F130M15	15MM	0.22	11.30
F130M16	16MM	0.26	11.64
F130M17	17MM	0.30	13.04
F130M18	18MM	0.33	14.10
F130M19	19MM	0.39	15.31
F130M20	20MM	0.43	17.03
F130M21	21MM	0.49	17.77
F130M22	22MM	0.51	19.62
F130M23	23MM	0.58	21.55
F130M24	24MM	0.66	22.01
F130M25	25MM	0.71	26.94
F130M26	26MM	0.77	26.94
F130M27	27MM	0.86	31.41
F130M28	28MM	0.93	36.46
F130M29	29MM	1.00	36.66
F130M30	30MM	1.13	36.66
F130M32	32MM	1.29	42.70

Many of these items are available with Hang Tags for 6% additional charge

Combination Wrenches

5071



Combination Wrench SAE Satin 12Pt

Item	Size	LBS	\$
5071-50	1-9/16"	3.43	87.13
5071-52	1-5/8"	3.32	97.15
5071-54	1-11/16"	3.30	109.53
5071-56	1-3/4"	3.32	121.68
5071-58	1-13/16"	3.37	131.01
5071-60	1-7/8"	5.59	145.16
5071-62	1-15/16"	5.61	163.05
5071-64	2"	5.59	175.27

F131S



Combination Wrench SAE Satin 12Pt

Item	Size	LBS	\$
F131S66	2-1/16"	11.50	189.20
F131S68	2-1/8"	11.50	194.55
F131S70	2-3/16"	11.50	198.67
F131S72	2-1/4"	11.50	198.67
F131S74	2-5/16"	11.50	215.37
F131S76	2-3/8"	14.00	253.21
F131S78	2-7/16"	14.00	253.21
F131S80	2-1/2"	14.00	253.21

1071



Combination Wrench METRIC Satin 12Pt

Item	Size	LBS	\$
1071-33	33MM	1.68	42.48
1071-34	34MM	1.64	42.48
1071-35	35MM	2.11	44.48
1071-36	36MM	2.11	49.60
1071-38	38MM	2.54	53.60
1071-41	41MM	3.49	68.52
1071-42	42MM	3.32	72.52
1071-44	44MM	3.21	82.02
1071-46	46MM	3.33	89.52
1071-48	48MM	5.61	106.15
1071-50	50MM	5.61	118.15



Star Box End Wrenches



1920

Star Box End Wrench Satin

Item	Size	LBS	\$
19200608	E6 X E8	0.04	10.20
19200711	E7 X E11	0.06	11.82
19201012	E10 X E12	0.07	12.08
19201418	E14 X E18	0.19	15.62
19201622	E16 X E22	0.26	17.12
19202024	E20 X E24	0.38	18.89

Many of these items are available with Hang Tags for 6% additional charge

Open End Wrenches

F230M



Open End Wrench METRIC Chrome 6Pt

Item	Size	LBS	\$
F230M5507	5.5 x 7MM	0.06	6.16
F230M0607	6 x 7MM	0.06	7.11
F230M0809	8 x 9MM	0.09	7.57
F230M0810	8 x 10MM	0.09	7.57
F230M1011	10 x 11MM	0.14	7.58
F230M1012	10 x 12MM	0.14	7.58
F230M1113	11 x 13MM	0.17	8.22
F230M1213	12 x 13MM	0.19	9.02
F230M1214	12 x 14MM	0.17	9.07
F230M1314	13 x 14MM	0.17	9.07
F230M1415	14 x 15MM	0.25	10.02
F230M1417	14 x 17MM	0.32	10.89
F230M1617	16 x 17MM	0.31	12.08
F230M1719	17 x 19MM	0.39	14.46
F230M1819	18 x 19MM	0.39	14.89
F230M1921	19 x 21MM	0.46	16.33
F230M2022	20 x 22MM	0.46	16.46
F230M2123	21 x 23MM	0.57	18.03
F230M2224	22 x 24MM	0.57	18.32
F230M2326	23 x 26MM	0.62	21.70
F230M2426	24 x 26MM	0.62	23.64
F230M2427	24 x 27MM	0.72	23.64
F230M2528	25 x 28MM	0.82	26.97
F230M3032	30 x 32MM	1.06	29.75

F230S



Open End Wrench SAE Chrome 6Pt

Item	Size	LBS	\$
F230S0810	1/4" x 5/16"	0.06	7.07
F230S1012	5/16" x 3/8"	0.09	7.26
F230S1214	3/8" x 7/16"	0.14	7.35
F230S1416	7/16" x 1/2"	0.19	7.46
F230S1820	9/16" x 5/8"	0.25	10.04
F230S2022	5/8" x 11/16"	0.31	13.02
F230S2224	11/16" x 3/4"	0.46	13.02
F230S2628	13/16" x 7/8"	0.46	16.70
F230S3032	15/16" x 1"	0.62	21.11
F230S3034	15/16" x 1-1/16"	0.62	23.93
F230S3236	1" x 1-1/8"	0.82	26.97
F230S3640	1-1/8" x 1-1/4"	1.06	32.83

KING TONY

1900



Open End Wrench Satin 6Pt

Item	Size	LBS	\$
19002632	26 x 32MM	1.06	18.79
19002730	27 x 30MM	1.06	18.79
19002732	27 x 32MM	1.06	18.79

Flare Nut Wrench Sets

F530S



Flare Nut Wrench SAE Chrome 6Pt

Item	Size	LBS	\$
F530S1012	5/16" x 3/8"	0.12	13.30
F530S1214	3/8" x 7/16"	0.17	13.30
F530S1618	1/2" x 9/16"	0.22	16.17
F530S1820	9/16" x 5/8"	0.29	18.36
F530S2224	11/16" x 3/4"	0.37	19.24
F530S2428	3/4" x 7/8"	0.48	22.26

F530M



Flare Nut Wrench METRIC Chrome 6Pt

Item	Size	LBS	\$
F530M0810	8 x 10	0.12	14.03
F530M1012	10 x 12	0.16	16.26
F530M1113	11 x 13	0.23	16.26
F530M1214	12 x 14	0.22	16.26
F530M1719	17 x 19	0.37	19.53
F530M1921	19 x 21	0.48	20.38

Many of these items are available with Hang Tags for 6% additional charge

Box End Wrenches

F430M



45° Offset Box End Wrench METRIC Chrome 12Pt

Item	Size	LBS	\$
F430M0809	8 x 9MM	0.12	11.51
F430M0810	8 x 10MM	0.12	11.51
F430M1012	10 x 12MM	0.13	11.51
F430M1113	11 x 13MM	0.14	11.80
F430M1214	12 x 14MM	0.22	12.77
F430M1417	14 x 17MM	0.33	12.83
F430M1719	17 x 19MM	0.49	16.47
F430M1921	19 x 21MM	0.75	20.03
F430M2224	22 x 24MM	0.97	22.30
F430M2326	23 x 26MM	1.03	25.10
F430M2427	24 x 27MM	1.07	26.30

F430S



45° Offset Box End Wrench SAE Chrome 12Pt

Item	Size	LBS	\$
F430S1214	3/8" x 7/16"	0.13	15.91
F430S1618	1/2" x 9/16"	0.22	17.84
F430S2022	5/8" x 11/16"	0.33	19.17
F430S2428	3/4" x 7/8"	0.75	26.91
F430S3032	15/16" x 1"	1.01	35.39

F330S



75° Offset Box End Wrench SAE Chrome 12Pt

Item	Size	LBS	\$
F330S0810	1/4" x 5/16"	0.09	11.91
F330S1012	5/16" x 3/8"	0.14	12.80
F330S1214	3/8" x 7/16"	0.19	13.93
F330S1416	7/16" x 1/2"	0.29	16.87
F330S1618	1/2" x 9/16"	0.29	16.87
F330S1820	9/16" x 5/8"	0.33	18.50
F330S2022	5/8" x 11/16"	0.42	18.50
F330S2224	11/16" x 3/4"	0.53	21.15
F330S2428	3/4" x 7/8"	0.73	24.49
F330S2628	13/16" x 7/8"	0.73	28.94
F330S3032	15/16" x 1"	0.96	32.83
F330S3436	1-1/16" x 1-1/8"	1.07	37.79



1960



45° Offset Box End Wrenches Satin 12Pt

Item	Size	LBS	\$
19601011	10 x 11	0.13	7.24
19601214	12 x 14	0.22	8.77
19601415	14 x 15	0.33	10.81
19601719	17x19	0.49	12.39
19603032	30x32	1.43	34.73



1970



75° Offset Box End Wrench METRIC Satin 12Pt

Item	Size	LBS	\$
19700607	6 x 7	0.09	6.92
19700809	8 x 9	0.14	7.70
19700810	8 x 10	0.14	7.70
19701011	10 x 11	0.19	8.90
19701012	10 x 12	0.19	9.07
19701113	11 x 13	0.29	9.48
19701213	12 x 13	0.29	9.48
19701214	12 x 14	0.29	9.48
19701314	13 x 14	0.29	10.20
19701415	14 x 15	0.33	11.51
19701417	14 x 17	0.42	12.50
19701617	16 x 17	0.42	12.50
19701719	17 x 19	0.53	14.06
19701819	18 x 19	0.53	14.06
19701921	19 x 21	0.73	15.20
19702022	20 x 22	0.73	15.20
19702123	21 x 23	0.80	17.95
19702224	22 x 24	0.80	17.95
19702326	23 x 26	0.96	20.48
19702426	24 x 26	0.96	20.48
19702427	24 x 27	0.96	20.48
19702528	25 x 28	1.07	23.68
19703032	30 x 32	1.32	27.81

Many of these items are available with Hang Tags for 6% additional charge

